

# OCEAN SOUTH

## 2026 CATALOGUE



**DESIGNERS AND MANUFACTURERS OF MARINE PRODUCTS**



OCEANSOUTH USA  
*(Florida, USA)*

OCEANSOUTH EUROPE  
*(Weyhe, Germany)*

OCEANSOUTH



**OCEANSOUTH CHINA**  
*(Shanghai, China)*

**OCEANSOUTH AUSTRALIA**  
*(Victoria, Australia)*



**OCEANSOUTH NEW ZEALAND**  
*(Auckland, New Zealand)*

## HEADQUARTERS



### OCEANSOUTH AUSTRALIA

1-3 Urban Street, Braeside,  
Victoria 3195,  
Tel: +61 3 9580 0015  
Fax: +61 3 9580 7844  
sales@oceansouth.com.au



### OCEANSOUTH NEW ZEALAND LTD

60 Hillside Road, Wairau Valley,  
Auckland 0627,  
Tel: +64 9 5513054  
Fax: +64 9 5513053  
sales@oceansouth.co.nz



### OCEANSOUTH USA INC

3081 W McNab Road  
Pompano Beach, Florida 33069  
Tel: +1 954 575 8444  
Fax: +1 954 575 8899  
sales@oceansouth.us



### OCEANSOUTH EUROPE GmbH

Zeppelinstraße 9  
28844 Weyhe, Germany  
Tel: +49-(0)4404-20 900 30  
sales@oceansouth.de



### OCEANSOUTH JIANGSU CO. LTD.

Creative Industrial Park,  
Taixing, Jiangsu  
China



### OCEANSOUTH CHINA CO. LTD.

938 Nanfeng Road, Fengcheng,  
Fengxian, Shanghai 201411  
Tel: +86 21 5752 2291  
Fax: +86 21 5752 1753  
info@oceansouth.com

# CONTENTS

## BIMINI TOPS

Cruiser Bimini Tops  
Sailboat Bimini Tops  
3 Bow Stainless Steel Bimini Tops  
4 Bow Stainless Steel Bimini Tops  
Bimini Components (Stainless Steel)  
Roof Topper Folding Bimini Tops  
2 Bow Classic Bimini Tops  
3 Bow Classic Bimini Tops  
4 Bow Classic Bimini Tops  
Whitewater Bimini Tops  
Whitewater Pro Bimini Tops  
Boat Arch  
Rocket Launchers  
Bimini Extensions  
Rocket Launcher Extender  
Components

## T-TOPS & BOAT TOPS

Seagull T-Top (Retractable)  
Signature T-Top  
Heavy Duty T-Tops  
Fisherman Top  
Targa Top  
Deck Top  
Bow & Stern Shade Extensions  
T-Top Extender  
T-Top Enclosures & Console Covers

## BOAT COVERS

Jumbo Boat Cover  
Pilot / Cruiser Boat Cover  
T-Top Boat Cover  
Bowrider Boat Cover  
Runabout Boat Cover  
Centre / Side Console Boat Cover  
Cabin / Open Boat Cover  
Jet Ski Covers  
Inflatable & RIB Boat Covers  
Universal Trailerable Cover  
Boat Cover Components  
ATLAS Fabrics

## OUTBOARD MOTOR COVERS

Mercury Covers  
Yamaha Covers  
Suzuki Covers  
Honda Covers  
Tohatsu Covers  
Evinrude Covers  
Universal Outboard Covers  
Watersnake Trolling Motor Covers  
Haswing Trolling Motor Covers  
Minn Kota Trolling Motor Covers  
Garmin Trolling Motor Covers  
Propeller Covers  
Outboard Motor Carry Bag

## PEDESTALS & SWIVELS

Titan / Metal Swivels  
Seat Clamp with Slider  
Pedestal Sliders  
Aluminium Swivels  
Economy / Fixed Pedestals  
Adjustable Pedestal  
Waverider Pedestal  
Dome Base Pedestal  
Flat Base Pedestal  
Boat Seat Boxes

## BOAT SEATS

Skipper Deluxe High Back Seat  
Skipper Boat Seat  
Skipper Deluxe Seat  
Sirocco Seat  
Deluxe Seat  
High Back Deluxe Seat  
C-Seat  
Fisherman Seat  
Boat Seat Covers

## MARINE FURNITURE

Deck Chairs  
Folding Deck Table

## BOAT CUSHIONS

Boat Cushions  
PVC Cushions  
Bench Cushions  
Bench Cushions with Pockets  
Deck Pillows

## COOLER CUSHIONS

Ice Box / Yeti Cushions

## FISHING GEAR

Bait Boards  
Rod Holders & Racks  
Sea Anchor / Storage Bin

## LADDERS

Stainless Steel Ladders  
Aluminium Ladders  
Handrails

## TRAILER ACCESSORIES

Trailer Guide Poles  
Stone Guard

## HOOKS, PADDLES & OARS

Boat Hooks / Paddles  
Kayak Paddles  
Aluminium Oars  
Heavy Duty Oars  
Signal Horns

## SAILING DINGHY COVERS

Class Covers  
Hatch Covers  
Winch Covers  
Mosquito Nets  
Cockpit Table Covers  
Wheel Covers  
Sailboat Awning



# STAINLESS STEEL BIMINI TOPS



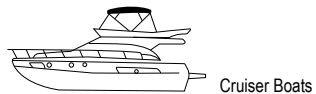
## CRUISER BIMINI TOPS



### Premium quality bimini tops with integrated storage boot

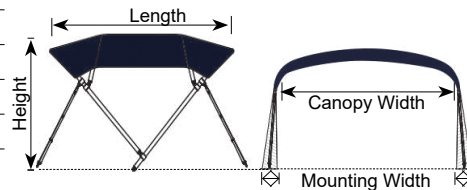
- Top stitched double seams, sewn with UV bonded thread for maximum strength.
- Integrated storage boot & support poles supplied.
- 316 stainless steel components.

SUITABLE FOR



SKU	HEIGHT	LENGTH	CANOPY WIDTH	MOUNTING WIDTH
NA 066-1	1.35m	2.2m	1.95m	1.8 - 2.1m
NA 066-2	1.35m	2.2m	2.25m	2.1 - 2.4m
NA 066-3	1.55m	2.5m	2.55m	2.4 - 2.7m
NA 066-4	1.55m	2.5m	2.85m	2.7 - 3.0m
NA 066-5	1.55m	2.5m	3.15m	3.0 - 3.3m

F066-1, F066-2, F066-3, F066-4, F066-5 Replacement Fabric |  
**\*COLOUR SKU REQUIRED WHEN ORDERING e.g NA 066-1B**



## SAILBOAT BIMINI TOPS



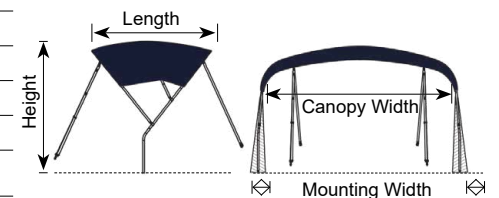
ATLAS GOLDEN RANGE  
DOPE DYED  
POLYESTER CANVAS  
400 g/m<sup>2</sup> - 11.8 oz/yd<sup>2</sup>

SUITABLE FOR



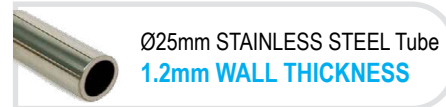
SKU	HEIGHT	LENGTH	CANOPY WIDTH	MOUNTING WIDTH
NA 065-1	1.35m	1.3m	1.95m	1.8 - 2.1m
NA 065-2	1.35m	1.3m	2.25m	2.1 - 2.4m
NA 065-3	1.55m	1.6m	2.55m	2.4 - 2.7m
NA 065-4	1.55m	1.6m	2.85m	2.7 - 3.0m
NA 065-5	1.55m	1.6m	3.15m	3.0 - 3.3m

F065-1, F065-2, F065-3, F065-4, F065-5 Replacement Fabric |  
**\*COLOUR SKU REQUIRED WHEN ORDERING e.g NA 065-1B**





## 3 BOW STAINLESS STEEL BIMINI TOPS



Premium quality bimini tops with integrated storage boot

- Top stitched double seams, sewn with UV bonded thread for maximum strength.
- Integrated storage boot
- 316 stainless steel components.



ATLAS GOLDEN RANGE  
DOPE DYED  
POLYESTER CANVAS  
400 g/m<sup>2</sup> - 11.8 oz/yd<sup>2</sup>

SUITABLE FOR



Open Boats



Runabouts



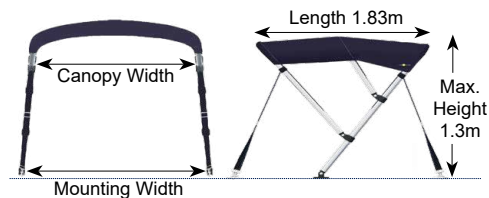
Center Console



Side Console

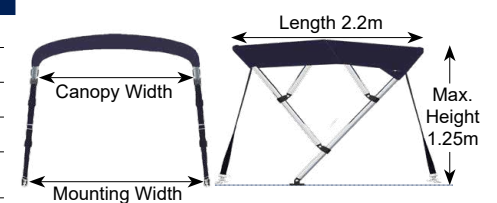
SKU	CANOPY WIDTH	MOUNTING WIDTH
<b>MA 262-1</b>	1.4m	1.5 - 1.7m
<b>MA 262-2</b>	1.6m	1.7 - 1.9m
<b>MA 262-3</b>	1.8m	1.9 - 2.1m

F062-1, F062-2, F062-3 - Replacement Fabric |  
\*COLOUR SKU REQUIRED WHEN ORDERING e.g MA 262-1B



SKU	CANOPY WIDTH	MOUNTING WIDTH
<b>MA 263-1</b>	1.4m	1.5 - 1.7m
<b>MA 263-2</b>	1.6m	1.7 - 1.9m
<b>MA 263-3</b>	1.8m	1.9 - 2.1m
<b>MA 263-4</b>	2.0m	2.1 - 2.3m






F063-1, F063-2, F063-3, F063-4 - Replacement Fabric |  
\*COLOUR SKU REQUIRED WHEN ORDERING e.g MA 263-1B



# STAINLESS STEEL COMPONENTS

<p><b>22001</b> UNIVERSAL HINGE DECK MOUNT 316 Stainless Steel</p> 	<p><b>22009</b> FIXED DECK MOUNT 316 Stainless Steel</p> 	<p><b>22012</b> SADDLE EYE STRAP Stainless Steel</p> 	<p><b>21012</b> WEBBING SADDLE FLAT 25mm (1") Stainless Steel</p> 	<p><b>22002</b> KNUCKLE Ø25mm 316 Stainless Steel</p> 	<p><b>22003</b> HINGE KNUCKLE Ø25mm 316 Stainless Steel</p> 
<p><b>21010</b> WEBBING SNAP HOOK 25mm (1") webbing Stainless Steel</p> 	<p><b>21016</b> LADDER LOCK BUCKLE 25mm (1") Nylon</p> 	<p><b>21013</b> BIMINI TIE DOWN KIT (PAIR) Length 1500mm</p> 		<p><b>101</b> 316 STAINLESS STEEL TUBE O.D - Ø25.40mm (1") W.T - 1.2mm Length - 2m</p> 	
<p><b>22004</b> TUBE END CAP Ø25mm 316 Stainless Steel</p> 	<p><b>22005</b> TUBE END CAP INTERNAL Ø25mm 316 Stainless Steel</p> 				

## BIMINI SUPPORT POLES

				
<p><b>FIXED BASE &amp; KNUCKLE</b> MA 051-60</p>	<p><b>FIXED BASE &amp; OPEN KNUCKLE</b> MA 051-61</p>	<p><b>UNIVERSAL BASE &amp; KNUCKLE</b> MA 051-62</p>	<p><b>UNIVERSAL BASE &amp; OPEN KNUCKLE</b> MA 051-63</p>	<p><b>OPEN KNUCKLES ON BOTH ENDS</b> MA 051-64</p>

- Supplied in pairs.
- Ø25 Stainless Steel tube.
- Length 1050mm.



# ALUMINIUM BIMINI TOPS



## ROOF TOPPER FOLDING BIMINI TOPS



(Blue) B



ATLAS GOLDEN RANGE  
DOPE DYED POLYESTER CANVAS  
400 g/m<sup>2</sup> - 11.8 oz/yd<sup>2</sup>



(Blue) B



(Sand) S



- Premium quality bimini tops for roof topper boats**
- Innovative self-locking tension hook system.
  - Stores neatly in the included bag when not in use.
  - Sturdy Ø25mm aluminium tubing.

SUITABLE FOR



Open Boats



Inflatable Boats

**Optional Components**  
Inflatable Boat Mounts available

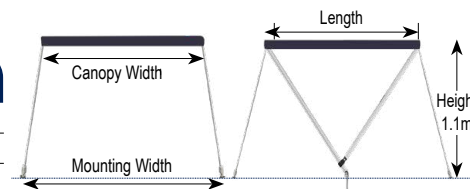
50390

DECK MOUNT



SKU	CANOPY WIDTH	MOUNTING WIDTH	LENGTH
MA 061-1	1.2m	1.3 - 1.5m	1.45m
MA 061-2	1.4m	1.5 - 1.7m	1.6m

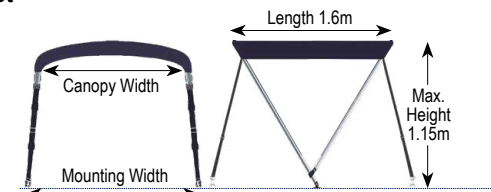
F061-1, F061-2 Replacement Fabric



Premium quality bimini tops with integrated storage boot

SKU	CANOPY WIDTH	MOUNTING WIDTH
MA 060-1	1.0m	1.1 - 1.3m
MA 060-2	1.2m	1.3 - 1.5m
MA 060-3	1.4m	1.5 - 1.7m

F060-1, F060-2, F060-3 - Replacement Fabric |  
\*COLOUR SKU REQUIRED WHEN ORDERING e.g MA 060-1B





## 3 BOW CLASSIC BIMINI TOPS

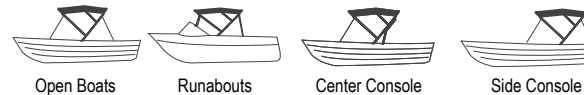


## 4 BOW CLASSIC BIMINI TOPS



ATLAS GOLDEN RANGE  
DOPE DYED POLYESTER CANVAS  
400 g/m<sup>2</sup> - 11.8 oz/yd<sup>2</sup>

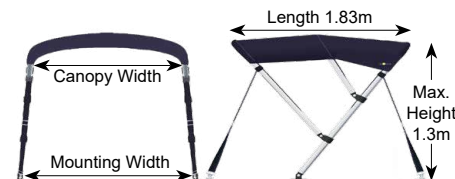
SUITABLE FOR



Premium quality bimini tops with integrated storage boot

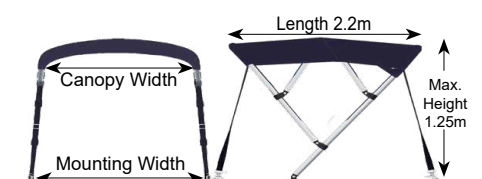
SKU	CANOPY WIDTH	MOUNTING WIDTH
MA 062-1	1.4m	1.5 - 1.7m
MA 062-2	1.6m	1.7 - 1.9m
MA 062-3	1.8m	1.9 - 2.1m

F062-1, F062-2, F062-3 - Replacement Fabric |  
\*COLOUR SKU REQUIRED WHEN ORDERING e.g MA 062-1B




SKU	CANOPY WIDTH	MOUNTING WIDTH
MA 063-1	1.4m	1.5 - 1.7m
MA 063-2	1.6m	1.7 - 1.9m
MA 063-3	1.8m	1.9 - 2.1m
MA 063-4	2.0m	2.1 - 2.3m

F063-1, F063-2, F063-3, F063-4 - Replacement Fabric |  
\*COLOUR SKU REQUIRED WHEN ORDERING e.g MA 063-1B





## WHITewater BIMINI TOP - WITH ROCKET LAUNCHER

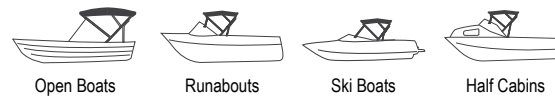


## WHITewater BIMINI TOP



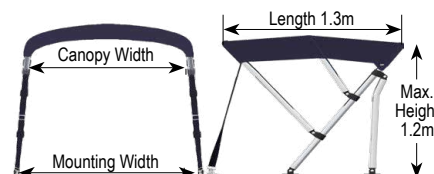
ATLAS GOLDEN RANGE  
DOPE DYED POLYESTER CANVAS  
400 g/m<sup>2</sup> - 11.8 oz/yd<sup>2</sup>

SUITABLE FOR



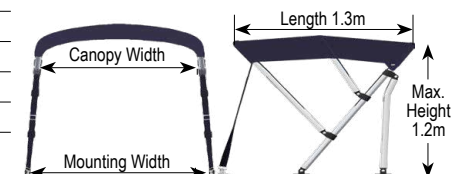
SKU	CANOPY WIDTH	MOUNTING WIDTH
MA 093-0	1.2m	1.3 - 1.5m
MA 093-1	1.4m	1.5 - 1.7m
MA 093-2	1.6m	1.7 - 1.9m
MA 093-3	1.8m	1.9 - 2.1m
MA 093-4	2.0m	2.1 - 2.3m

F090-0, F090-1, F090-2, F090-3, F090-4 Replacement Fabric |  
\*COLOUR SKU REQUIRED WHEN ORDERING e.g MA 093-1B



SKU	CANOPY WIDTH	MOUNTING WIDTH
MA 090-0	1.2m	1.3 - 1.5m
MA 090-1	1.4m	1.5 - 1.7m
MA 090-2	1.6m	1.7 - 1.9m
MA 090-3	1.8m	1.9 - 2.1m
MA 090-4	2.0m	2.1 - 2.3m

F090-0, F090-1, F090-2, F090-3, F090-4 Replacement Fabric |  
\*COLOUR SKU REQUIRED WHEN ORDERING e.g MA 090-1B





SUPPLIED AS A COMPLETE UNIT




SUPPLIED AS A COMPLETE UNIT

## WHITEWATER PRO BIMINI TOP - WITH ROCKET LAUNCHER



Ø25mm ALUMINIUM Tube  
3mm WALL THICKNESS

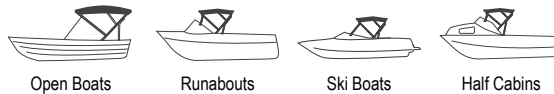


(Blue)B (Black)BK



ATLAS GOLDEN RANGE  
DOPE DYED POLYESTER CANVAS  
400 g/m<sup>2</sup> - 11.8 oz/yd<sup>2</sup>

SUITABLE FOR



Open Boats

Runabouts

Ski Boats

Half Cabins



Optional Components  
(Whitewater PRO only)

**21041**  
HEIGHT EXTENDERS 150mm (PAIR)

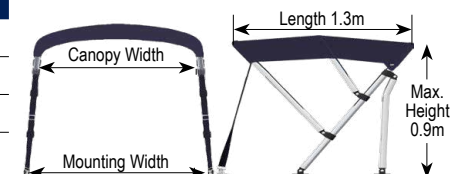
SKU	CANOPY WIDTH	MOUNTING WIDTH
<b>MA 099-1</b>	1.3m	1.5 - 1.7m
<b>MA 099-2</b>	1.5m	1.7 - 1.9m
<b>MA 099-3</b>	1.7m	1.9 - 2.1m

F099-1, F099-2, F099-3 Replacement Fabric |  
\*COLOUR SKU REQUIRED WHEN ORDERING e.g MA 099-1B



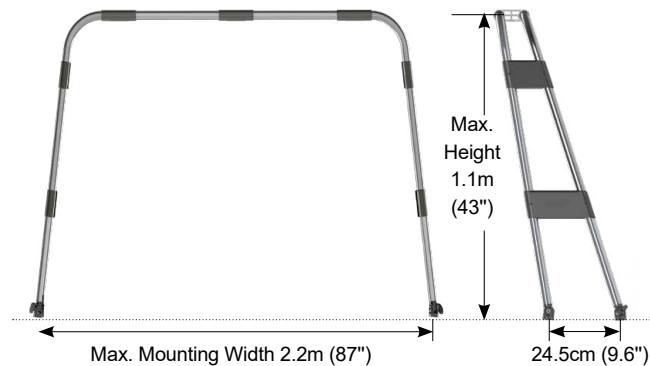
SKU	CANOPY WIDTH	MOUNTING WIDTH
<b>MA 095-1</b>	1.3m	1.5 - 1.7m
<b>MA 095-2</b>	1.5m	1.7 - 1.9m
<b>MA 095-3</b>	1.7m	1.9 - 2.1m

F095-1, F095-2, F095-3 Replacement Fabric |  
\*COLOUR SKU REQUIRED WHEN ORDERING e.g MA 095-1B





SKU	MAX. HEIGHT	MAX. MOUNTING WIDTH
MA 009	1.1m (43")	2.2m (87")

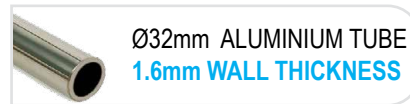


The free-standing Oceansouth boat arch is an excellent addition to your boat. It is easily assembled and features unique universal mounts. The universal base mount has a beveled base, enabling a variety of possible mounting positions.

- 32mm (1 1/4") tube & AISI 316 stainless steel.
- Designed to fit any boat.
- Foldable for storage & trailering.
- Supplied support plates allow for the installation of lights and navigation Instruments.
- Adjustable width and height.



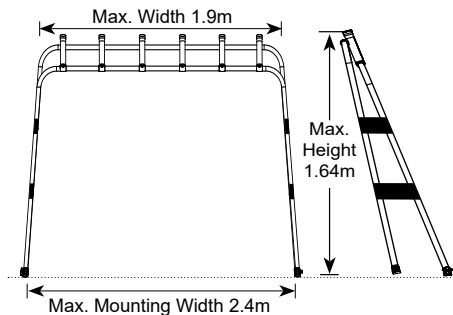
## FREE STANDING ROCKET LAUNCHER



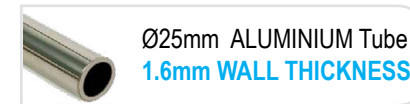
The Oceansouth free-standing rocket launcher is a fantastic upgrade for your boat, allowing rods to be safely stowed above deck space. It is easily assembled and features unique universal mounts. The universal base mount has a beveled base, enabling a variety of possible mounting positions.

- 6 Hi-Impact non-corrosive polymer rod holder - metallic finish.
- All connectors and mounts made from marine grade nylon.
- Crossbars can be used to mount equipment.

SKU	MAX. WIDTH	MAX. HEIGHT	MAX. MOUNTING WIDTH
MA 100	1.9m	1.64m	2.4m



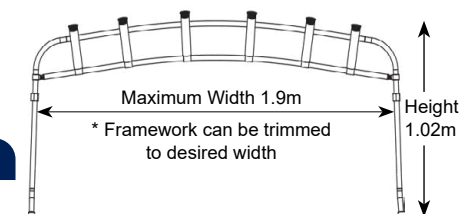
## 'CLAMP ON' ROCKET LAUNCHER



The 'clamp-on' rocket launcher has been designed to team with just about any bimini or canopy with 25mm framework. The sleek and robust design will compliment any boat top.

- Attaches to bimini constructed with 25mm tube.
- Fits biminis or canopies up to 1.9m canopy width.
- Alloy double knuckle clamp attaches rocket launcher firmly to bimini frame.
- All fasteners made from 316 grade stainless steel.
- Can be trimmed to suit your bimini width.

SKU	MAXIMUM WIDTH
MA 110	1.9m



**NEW AIR FLOW – MARINE SHADE CLOTH**

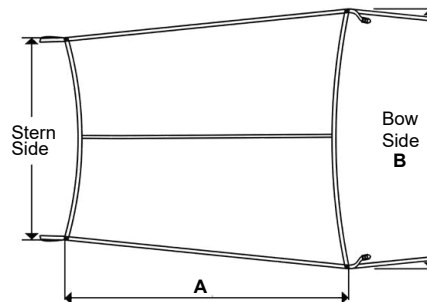

Developed by OCEANSOUTH Blocks out 92% sun rays



**BIMINI TOP EXTENSION**



MARINE SHADE CLOTH  
ATLAS POLYESTER/PVC  
320 g/m<sup>2</sup> - 9.44 oz/yd<sup>2</sup>



SKU	A	B
MA 046-1	1.7m	1.7m
MA 046-2	1.7m	2.1m

\*COLOUR SKU REQUIRED WHEN ORDERING e.g MA 046-1B

This versatile sunshade kit extends the shaded area of the bimini. It takes only a few minutes to install and is easily folded for compact storage. It can be used while anchored or motoring at up to 20 knots.

- Ø32mm - Ø25mm adjustable aluminium poles with tapered collar ends, fit securely into rod holder mounts.
- Excellent tear and abrasion resistance.
- Polyester webbing straps with adjustment buckles.
- Webbing reinforced surround edges and attachment loops.

## NEW AIR FLOW – MARINE SHADE CLOTH


Developed by OCEANSOUTH Blocks out 92% sun rays



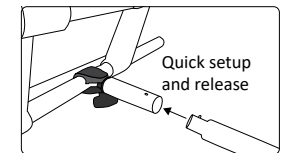
## ROCKET LAUNCHER BIMINI TOP EXTENDER



MARINE SHADE CLOTH  
ATLAS POLYESTER/PVC  
320 g/m<sup>2</sup> - 9.44 oz/yd<sup>2</sup>

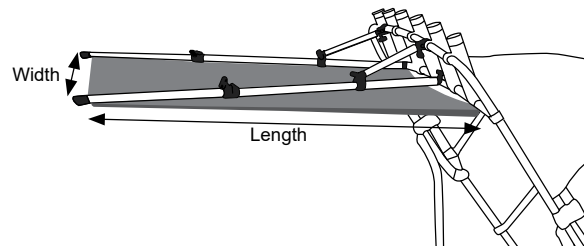


(Blue) **B** (Black) **BK** (Grey) **G**



SKU	WIDTH	LENGTH
<b>MA 044-1</b>	1.37m	1.21m
<b>MA 044-2</b>	1.82m	1.52m

**\*COLOUR SKU REQUIRED WHEN ORDERING e.g MA 044-1B**



Oceansouth's new rocket launcher bimini top extender was designed for effortless installation. It provides reliable sun protection and is easy to uninstall and store when not in use.

- Secures tightly to the boat's existing rod rack with rail mounts, thumb screws, web strapping and buckles for a firm hold.
- Made with lightweight yet strong 25mm anodised aluminium poles for durability and adjustability.
- Compatible with oceansouth clamp-on rod racks and most 25mm stainless steel or aluminium frames.
- Provides reliable sun protection and is easy to remove and store when unused.
- Marine-Grade durability: UV-treated AIRFLOW fabric withstands harsh conditions and handles speeds up to 30 knots.

## KNUCKLES


**21004**  
KNUCKLE  
Ø25mm  
Nylon



**21038**  
KNUCKLE  
CLOSED  
STYLE  
Ø25mm  
Nylon



**21014**  
DOUBLE  
KNUCKLE  
CLAMP  
Ø25mm  
Alloy



## TUBE ENDS

**21005**  
TUBE END  
Ø25mm x 1.6mm  
Nylon



**21039**  
TUBE END  
Ø25mm x 3mm  
Nylon



## DECK MOUNTS

**21036**  
UNIVERSAL  
HINGE  
DECK MOUNT  
Nylon



**21001**  
DECK MOUNT  
Nylon



**21037**  
DECK MOUNT  
NARROW  
Nylon



**50390**  
DECK MOUNT  
Inflatable Boat




**22012**  
SADDLE  
EYE STRAP  
Stainless Steel



**21012**  
WEBBING  
SADDLE FLAT  
25mm (1")  
Stainless Steel



**21010**  
WEBBING SNAP  
HOOK  
25mm (1") webbing  
Stainless Steel



**21016**  
LADDERLOCK  
BUCKLE  
25mm (1")  
Nylon



**21006-2**  
THUMB SCREW  
6mm 1/4" thread  
suits Deck mount  
& Knuckle Nylon



**21151**  
ROD HOLDER  
High impact  
polymer  
Metallic Finish  
Ø25mm



**21150**  
ROD HOLDER  
High impact  
polymer  
Metallic Finish  
Ø32mm



**21013**  
BIMINI TIE DOWN  
KIT (PAIR)  
Length 1500mm



## ROCKET LAUNCHER/ BOAT ARCH COMPONENTS

**21022**  
UNIVERSAL  
MOUNT  
W/THUMB SCREW  
Ø32mm  
Polymer



**21023**  
RAIL MOUNT  
Ø32mm  
Polymer  
(Ø25mm Rails)




**21028**  
KNUCKLE  
W/THUMB  
SCREW  
Ø32mm  
Polymer



**21040**  
MOUNT FOR  
NAVIGATION  
LIGHT  
Ø32mm  
Polymer



## ANODISED ALUMINIUM TUBES



103 106 109

- Length 2m

SKU	DESCRIPTION
103	O.D - Ø25mm (1") W.T - 1.6mm
106	O.D - Ø32mm (1¼") W.T - 1.6mm
109	O.D - Ø44mm (1¾") W.T - 2mm

## BIMINI SUPPORT POLES



TELESCOPIC MA 051-3  
FIXED MA 051-4  
ANGLED MA 051-5

- Supplied in Pairs

SKU	TYPE	SIZE
MA 051-3	Ø25 Telescopic AL	700-1250mm
MA 051-4	Ø25 Fixed AL	1100mm
MA 051-5	Ø25 Angled AL	900mm



# T-TOPS & BOAT TOPS


(Rod Holders not included)



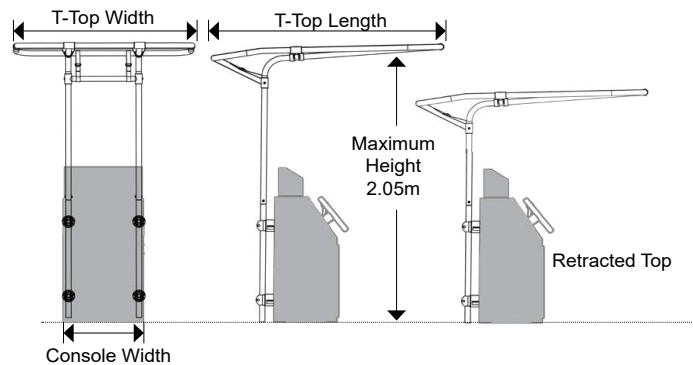
## OCEANSOUTH SEAGULL T-TOP (RETRACTABLE)



ATLAS GOLDEN RANGE  
DOPE DYED POLYESTER CANVAS  
400 g/m<sup>2</sup> - 11.8 oz/yd<sup>2</sup>



- Designed to fit centre or side console boats
- Versatile mounting options.
  - Adjustable height and width.
  - Retractable or removable for when not in use.
  - 316 grade stainless steel fasteners.



### OPTIONAL COMPONENTS



SKU	T-TOP LENGTH	T-TOP WIDTH	MAX. CON WIDTH
MA 081-0	1.35m	1.05m	0.65m
MA 081-1	1.5m	1.2m	0.85m
MA 081-2	1.5m	1.4m	1.05m

F081-0, F081-1, F081-2 Replacement Fabric |  
\*COLOUR SKU REQUIRED WHEN ORDERING e.g MA 081-0BK




**NEW DESIGN**



## OCEANSOUTH SIGNATURE T-TOP



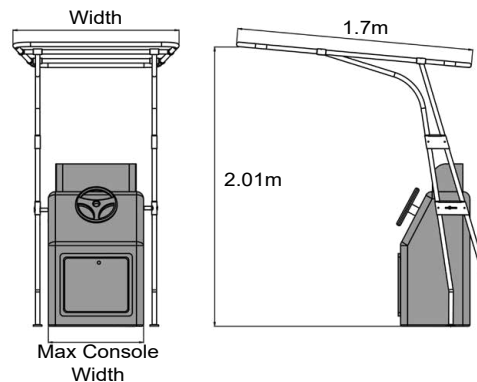
ATLAS GOLDEN RANGE  
DOPE DYED POLYESTER CANVAS  
400 g/m<sup>2</sup> - 11.8 oz/yd<sup>2</sup>



- Top can be removed for storage.
- 2.01m maximum height.
- Aerodynamic, sleek design.
- Optional rod holders & accessory mounts available.
- All connectors & mounts made from marine grade polymers.
- 316 grade stainless steel fasteners.

SKU	T-TOP LENGTH	T-TOP WIDTH	HEIGHT	MAX. CON WIDTH
MA 180A	1.7m	1.2m	2.01m	0.8m
MA 181A	1.7m	1.4m	2.01m	1.0m

\*COLOUR SKU REQUIRED WHEN ORDERING e.g MA 180A-B



**NEW DESIGN**



## HEAVY DUTY T-TOP CONSOLE MOUNT

Ø44mm ALUMINIUM TUBE  
2mm WALL THICKNESS



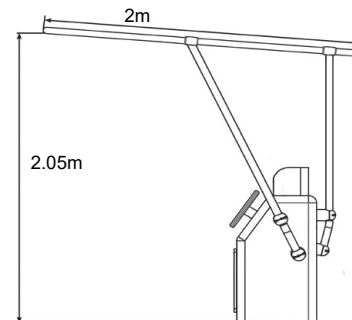
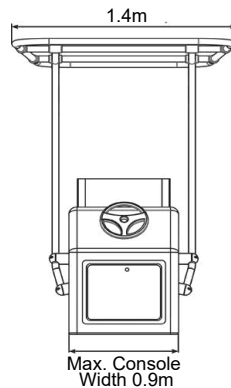
ATLAS GOLDEN RANGE  
DOPE DYED POLYESTER CANVAS  
400 g/m<sup>2</sup> - 11.8 oz/yd<sup>2</sup>



- Top can be removed for storage.
- Optional rod holders & accessory mounts available.
- All connectors & mounts made from marine grade polymers.
- 316 grade stainless steel fasteners.

SKU	DESCRIPTION
MA 185W	Powder Coated White Frame
MA 185G	Powder Coated Grey Frame
MA 185BK	Powder Coated Black Frame
MA 185A	Anodised Frame


\*COLOUR SKU REQUIRED WHEN ORDERING e.g MA 185W-B



### OPTIONAL COMPONENTS



**21152**  
INDIVIDUAL  
ROD HOLDERS  
EASILY FITTED  
TO SUIT 44mm TUBE



## HEAVY DUTY T-TOP

Ø44mm ALUMINIUM TUBE  
 2mm WALL THICKNESS



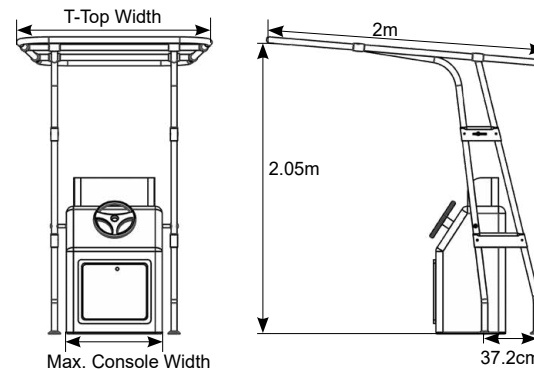
ATLAS GOLDEN RANGE  
 DOPE DYED POLYESTER CANVAS  
 400 g/m<sup>2</sup> - 11.8 oz/yd<sup>2</sup>



- Top can be removed for storage.
- Optional rod holders & accessory mounts available.
- All connectors & mounts made from marine grade polymers.
- 316 grade stainless steel fasteners.

SKU	DESCRIPTION	T-TOP WIDTH	MAX. CONWIDTH
MA 182W	Powder Coated White	1.4m	0.9m
MA 182G	Powder Coated Grey	1.4m	0.9m
MA 182BK	Powder Coated Black	1.4m	0.9m
MA 182A	Anodised	1.4m	0.9m
MA 183W	Powder Coated White	1.6m	1.1m
MA 183G	Powder Coated Grey	1.6m	1.1m
MA 183BK	Powder Coated Black	1.6m	1.1m
MA 183A	Anodised	1.6m	1.1m

\*COLOUR SKU REQUIRED WHEN ORDERING e.g MA 182W-B



### OPTIONAL COMPONENTS



**21152**  
 INDIVIDUAL  
 ROD HOLDERS  
 EASILY FITTED  
 TO SUIT 44mm TUBE



## FISHERMAN TOP



ATLAS GOLDEN RANGE  
DOPE DYED POLYESTER CANVAS  
400 g/m<sup>2</sup> - 11.8 oz/yd<sup>2</sup>

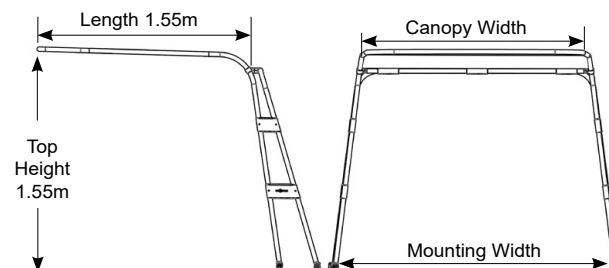


The fisherman top is designed for small to medium "open style" boats. The top offers excellent shelter from the sun and rain as well as safe mounting for equipment on board: navigation lights, antennas, deck lights, rod holders, etc.

- All connectors and mounts are made from marine-grade polymer.
- UV resistant nylon components.
- 316 grade stainless steel fasteners.
- Extremely durable and performs efficiently at speeds of up to 50 knots.
- Suitable for road trailering at moderate speeds.

SKU	MOUNTING WIDTH	CANOPY WIDTH
MA 050-1	1.5m - 1.7m	1.23m
MA 050-2	1.7m - 1.9m	1.43m
MA 050-3	1.9m - 2.1m	1.63m
MA 050-4	2.1m - 2.3m	1.83m

\*COLOUR SKU REQUIRED WHEN ORDERING e.g MA 050-1B

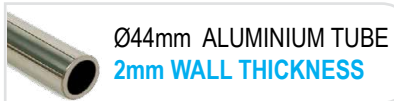


### OPTIONAL COMPONENTS





## TARGA TOP

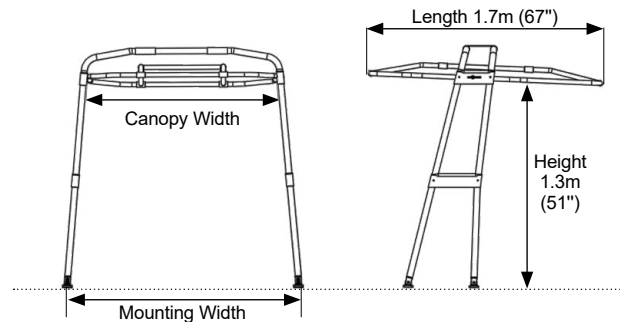


ATLAS GOLDEN RANGE  
DOPE DYED POLYESTER CANVAS  
400 g/m<sup>2</sup> - 11.8 oz/yard



- Stylish black powder coated aluminium upright Ø44mm frame and Ø32mm canopy frame.
- 316-Marine grade stainless steel fasteners, all connectors and mounts made from marine grade nylon.
- Aerodynamic sleek design. Easy to remove & clean canopy fabric.
- Travels comfortably on the water at 35-40 knots.
- Optional rod holders & accessory mounts are available.
- The Ø44mm crossbars can also be used to mount other equipment such as GPS, VHF, or navigation lights.

SKU	MOUNTING WIDTH	CANOPY WIDTH
<b>MA 186BK-BK</b>	1.5m - 1.7m (59" - 67")	1.4m (55")
<b>MA 187BK-BK</b>	1.7m - 1.9m (67" - 75")	1.6m (63")
<b>MA 188BK-BK</b>	1.9m - 2.1m (75" - 83")	1.8m (71")
<b>MA 189BK-BK</b>	2.1m - 2.3m (83" - 90")	2.0m (79")



### OPTIONAL COMPONENTS



**21153**  
INDIVIDUAL  
ROD HOLDERS  
EASILY FITTED  
TO SUIT 32mm TUBE  
AL TUBE THICKNESS  
1.6mm to 2mm



## DECK TOP

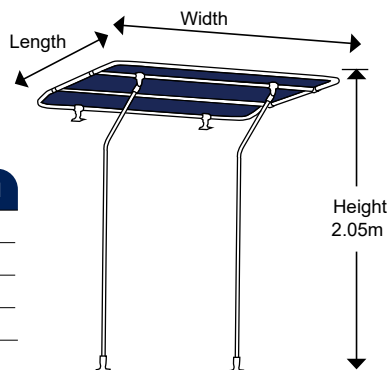


ATLAS GOLDEN RANGE  
DOPE DYED POLYESTER CANVAS  
400 g/m<sup>2</sup> - 11.8 oz/yd<sup>2</sup>



Oceansouth's deck top is the most versatile top in the marine market, designed to fit a wide range of configurations.

- Ø32mm anodised aluminium tube.
- Marine grade nylon mounts and connectors.
- Stainless steel fittings.
- Top can be removed for storage.
- Medium assembling skills required.



SKU	CANOPY LENGTH	CANOPY WIDTH
MA 085-1	1.6m	1.8m
MA 085-2	2.0m	2.0m
MA 085-3	2.15m	2.15m
MA 085-4	2.15m	2.5m

F085-1, F085-2, F085-3, F085-4 Replacement Fabric

### Ø44mm COMPONENTS

**21042**  
MOUNT FOR  
NAVIGATION  
LIGHT  
Ø44mm  
Reinforced Nylon



**21082**  
T JOINER  
Ø44mm  
Capron HMGB  
Reinforced Nylon



**21080**  
SIDE MOUNT  
Ø44mm  
Capron HMGB  
Reinforced Nylon



**21084**  
SIDE MOUNT  
BOTTOM  
Ø44mm  
Capron HMGB  
Reinforced Nylon



**21081**  
BASE MOUNT  
Ø44mm  
Capron HMGB  
Reinforced Nylon



**21152**  
ROD HOLDER  
Ø44 mm  
High impact polymer  
metallic finish



### Ø32mm COMPONENTS

**21040**  
MOUNT FOR  
NAVIGATION  
LIGHT  
Ø32mm  
Polymer



**21032**  
T JOINER  
Ø32mm  
Polymer



**21020**  
SIDE MOUNT  
Ø32mm  
Polymer  
S/S Screws



**21019**  
SIDE MOUNT  
Ø32mm  
Polymer



**21030**  
JOINER 900  
(PAIR)  
Ø32mm  
Polymer



**21021**  
BASE MOUNT  
Ø32mm  
Polymer



**21153**  
ROD HOLDER  
Ø32mm  
High impact polymer  
Metallic finish



### DECK TOP COMPONENTS

**21024**  
TUBE END  
DECK MOUNT  
Ø32mm  
Polymer



**21032**  
T JOINER  
Ø32mm  
Polymer



**21040**  
MOUNT FOR  
NAVIGATION  
LIGHT  
Ø32mm  
Polymer



**21025**  
UNIVERSAL  
CROSSBAR  
TOP MOUNT  
Ø32mm  
Polymer



**21026**  
UNIVERSAL  
CROSSBAR  
T JOINER  
Ø32mm  
Polymer





# T-TOP EXTENSIONS & COVERS

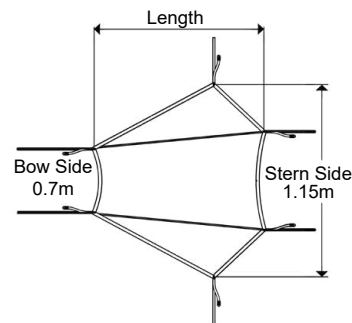
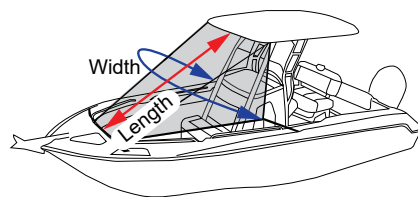


## BOW SHADE EXTENSIONS

**ATLAS** DOPE DYED POLYESTER CANVAS  
220 g/m<sup>2</sup> - 6.5oz/yd<sup>2</sup>



- Ideal for T-Tops, they attach effortlessly to create an extensive shaded area.
- It can also be installed for extended periods to protect cushions from damaging UV rays.
- Folds neatly away for compact storage.



SKU	LENGTH	WIDTH
MA 047-1	2.00m (6')	2.75m (9')
MA 047-2	2.13m (7')	2.75m (9')
MA 047-3	2.45m (8')	2.9m (9.5')
MA 047-4	2.75m (9')	3.05m (10')

\*COLOUR SKU REQUIRED WHEN ORDERING e.g MA 047-1B

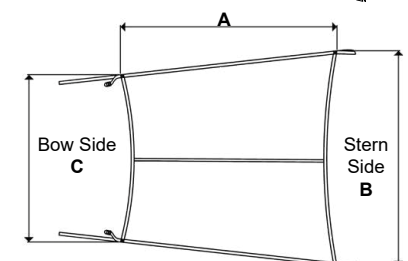
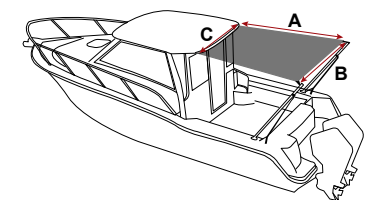
## STERN SHADE EXTENSIONS

**ATLAS** DOPE DYED POLYESTER CANVAS  
310 g/m<sup>2</sup> - 9.14 oz/yd<sup>2</sup>

- The stern shade kit is simple to install, extending the shaded area up to 2.3m.
- Supplied with stainless steel telescopic poles (1.3m - 2m) that fit securely into rod holder mounts.
- Shade's height can be adjusted for comfortable seating or standing.
- Use at anchor or motoring up to 20 knots.

SKU	A	B	C
MA 045-1	1.2m (4')	1.5m (5')	1.2m (4')
MA 045-2	1.5m (5')	1.5m (5')	1.2m (4')
MA 045-3	1.8m (6')	1.5m (5')	1.2m (4')
MA 045-4	1.8m (6')	2.1m (7')	1.5m (5')
MA 045-5	2.1m (7')	2.1m (7')	1.5m (5')
MA 045-6	2.4m (8')	2.1m (7')	1.5m (5')
MA 045-7	2.6m (8.5')	2.0m (6.5')	1.7m (5.5')
MA 045-8	2.9m (9.5')	2.0m (6.5')	1.7m (5.5')
MA 045-9	2.6m (8.5')	2.3m (7.5')	2.0m (6.5')
MA 045-10	2.9m (9.5')	2.3m (7.5')	2.0m (6.5')
MA 045-11	2.9m (9.5')	2.6m (8.5')	2.3m (7.5')
MA 045-12	3.2m (10.5')	2.6m (8.5')	2.3m (7.5')
MA 045-13	2.9m (9.5')	2.9m (9.5')	2.6m (8.5')
MA 045-14	3.2m (10.5')	2.9m (9.5')	2.6m (8.5')

\*COLOUR SKU REQUIRED WHEN ORDERING e.g MA 045-1B






**NEW AIR FLOW – MARINE SHADE CLOTH**  
 Developed by OCEANSOUTH Blocks out 92% sun rays



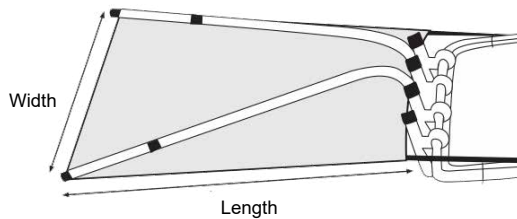
## T-TOP EXTENDER



MARINE SHADE CLOTH  
 ATLAS POLYESTER/PVC  
 320 g/m<sup>2</sup> - 9.44 oz/yd<sup>2</sup>



(Blue) **B** (Black) **BK** (Grey) **G** (Sand) **S** (White) **W**



The free-standing T-Top extender is a versatile sunshade extension that extends the shaded area of the boat.

- The extension kit extends the shaded area up to 1.52m
- Marine shade cloth specially designed to reduce wind flaps
- Breathable and UV-resistant fabric.
- Supplied with stainless steel telescopic poles, fabric & polyester webbing straps.
- Easy install into existing rod holders.
- Webbing straps easily secure to your existing T-top frame.
- Easily removed for storage.
- No tools or drilling required.



SKU	WIDTH	LENGTH
<b>MA 049-1</b>	1.37m	1.21m
<b>MA 049-2</b>	1.82m	1.52m

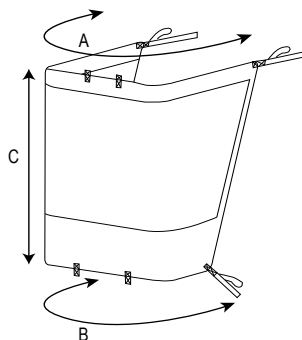
**\*COLOUR SKU REQUIRED WHEN ORDERING e.g MA 049-1BK**



## ENCLOSURES FOR T-TOPS

Wrap around spray shield provides excellent protection against the rain and wind, quick and easy to fit even out at sea.

- Secure and easy attachment with polyester webbing straps and adjustment buckles.
- Unobstructed side and front views.
- Reinforced top and base hem for added strength against the strongest gales.
- Easily removed, roll up and stored when not in use.



SKU	SIZE	A	B	C
<b>MA 089-2</b>	Consoles up to 700mm	1.95m	1.65m	1.15m
<b>MA 089-3</b>	Consoles over 700mm	2.35m	2.05m	1.15m

## CONSOLE COVER FOR T-TOP



DOPE DYED  
POLYESTER CANVAS  
240 g/m<sup>2</sup> - 7.1oz/yd<sup>2</sup>



Full length size #8 derlin zipper

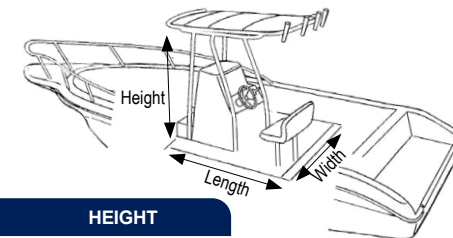


25mm webbing & nylon adjustment buckles



Elasticized band across helm seat.

- Center console T-Top cover is easily attached to the underside of T-Top.
- Designed to cover the console and helm seat.



SKU	WIDTH	LENGTH	HEIGHT
<b>MA 083-2</b>	1.2m	1.5m	1.8m
<b>MA 083-3</b>	1.2m	1.83m	1.8m
<b>MA 083-4</b>	1.3m	2.15m	1.8m

**\*COLOUR SKU REQUIRED WHEN ORDERING e.g MA 083-2BK**



100% High tech Polyester



Breathable



UV Rated



Water Repellent



All Weather Conditions



# BOAT COVERS

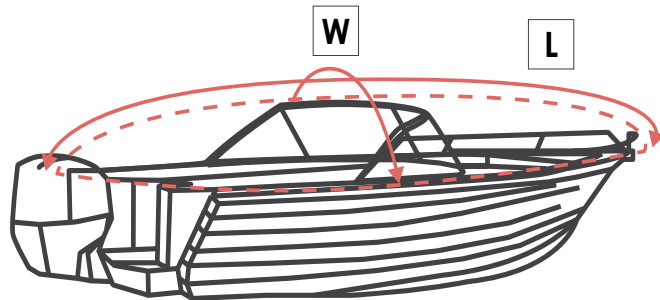
# BOAT COVER MEASURING INSTRUCTIONS

## OVERALL FABRIC MEASUREMENTS

### OVERALL COVER DIMENSIONS

**W** Overall fabric width

**L** Overall fabric length



### 1. MEASURE THE OVERALL FABRIC LENGTH

Using a tape measure, take the following measurements on your boat making sure you measure from 20-30cm below the point of the bow of the boat (assume this is where the hem of the cover will be) all the way back to 20-30cm below the stern, ensuring the tape measure goes over the highest parts of the boat, ie, windscreen, bimini, roof, rocket launchers, stern bait board (whichever of these is applicable).

### 2. MEASURE THE OVERALL FABRIC WIDTH

Using a tape measure, take a measurement 20-30cm below the widest part of your boat on the port side gunnel and across to 20-30cm below the opposite starboard gunnel ensuring that the measurement goes over the highest part of the boat, windscreen, bimini, rocket launcher (whichever of these is applicable).



## JUMBO BOAT COVER



- Specifically designed to fit centre cabin style (with bimini) boats.
- High cut pattern will comfortably fit over high rails and rocket launchers.
- Adjustable bow opening to accommodate bow sprit and anchor.
- Heavy duty cover, ideal for short or long term storage.
- Available in black and grey.
- Recommended for light trailering use, 60km/h maximum.

SKU	BOAT LENGTH	MAX. BEAM WIDTH	MAX. HEIGHT	FABRIC WIDTH	FABRIC LENGTH
<b>MA 501-0</b>	5.2 - 5.8m	2.40m	1.35m	5250mm	7680mm
<b>MA 501-1</b>	5.8 - 6.4m	2.40m	1.35m	5300mm	8180mm
<b>MA 501-2</b>	6.4 - 7.0m	2.50m	1.35m	5500mm	8830mm
<b>MA 501-3</b>	7.0 - 7.6m	2.70m	1.50m	5700mm	9480mm
<b>MA 501-4</b>	7.6 - 8.2m	2.90m	1.50m	5900mm	10080mm

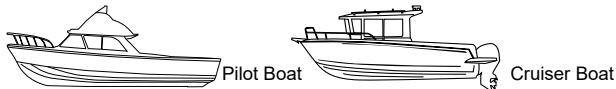
Use **BK** with the product SKU when ordering Black Cover e.g. **MA 501-0BK**



DOPE DYED  
POLYESTER CANVAS  
280 g/m<sup>2</sup> - 8.2oz/lyd<sup>2</sup>



## PILOT/CRUISER BOAT COVER



- Specifically designed to fit pilot/cruiser boats.
- Air vents on each side of the cover.
- Twin rope cleat for easy tightening.
- Heavy duty cover, ideal for short or long term storage.
- Supplied with large storage bag & high quality webbing straps.
- Recommended for light trailering use.

SKU	BOAT LENGTH	MAX. BEAM WIDTH	FABRIC WIDTH	FABRIC LENGTH
MA 503-1	5.5 - 6.0m	2.5m	5900mm	8400mm
MA 503-2	6.0 - 6.5m	2.7m	5900mm	9000mm
MA 503-3	6.5 - 7.0m	2.7m	5900mm	9500mm
MA 503-4	7.0 - 7.5m	2.9m	6300mm	9900mm
MA 503-5	7.5 - 8.0m	2.9m	6300mm	10400mm
MA 503-6	8.0 - 8.5m	3.1m	7100mm	11600mm
MA 503-7	8.5 - 9.0m	3.1m	7100mm	12100mm
MA 503-8	9.0 - 10.0m	3.5m	7400mm	13200mm
MA 503-9	10.0 - 11.0m	3.5m	7400mm	14200mm

Use **BK** with the product SKU when ordering Black Cover e.g. **MA 503-1BK**

## T-TOP BOAT COVER



- Specifically designed to fit T-Top boats.
- Heavy duty cover, ideal for short or long term storage.
- Recommended for light trailering use, 60km/h maximum.

SKU	BOAT LENGTH	MAX. BEAM WIDTH	FABRIC WIDTH	FABRIC LENGTH
MA 505-1	5.3 - 5.6m	2.6m	5900mm	7950mm
MA 505-2	5.6 - 5.9m	2.6m	6000mm	8250mm
MA 505-3	5.9 - 6.2m	2.6m	6100mm	8600mm
MA 505-4	6.2 - 6.5m	2.6m	6200mm	8900mm
MA 505-5	6.5 - 6.8m	2.6m	6300mm	9200mm
MA 505-6	6.8 - 7.2m	2.6m	6400mm	9550mm
MA 505-7	7.2 - 7.5m	2.6m	6500mm	9800mm
MA 505-8	7.5 - 7.8m	2.6m	6500mm	10100mm
MA 505-9	7.8 - 8.1m	3m	6600mm	10400mm
MA 505-10	8.1 - 8.4m	3m	6700mm	10700mm
MA 505-11	8.4 - 8.7m	3m	6800mm	11000mm
MA 505-12	8.7 - 9.0m	3m	6900mm	11350mm
MA 505-13	9.0 - 9.3m	3m	6900mm	11600mm
MA 505-14	9.3 - 9.6m	3m	6900mm	11900mm
MA 505-15	9.6 - 9.9m	3m	6900mm	12150mm
MA 505-16	9.9 - 10.2m	3m	6900mm	12400mm
MA 505-17	10.2 - 10.5m	3m	6900mm	12700mm



DOPE DYED  
POLYESTER CANVAS  
280 g/m<sup>2</sup> - 8.2oz/yd<sup>2</sup>



## BOWRIDER BOAT COVERS



Bowrider Boat

- Designed with a wide cut and tailored to fit across windscreen.
- Fits boats with bow rails up to 150mm height and windscreens up to 600mm height.
- Available in black and grey.
- Trailerable and suitable for highway towing.



XL Bowrider Boat

- Premium quality covers suitable for large bowriders or runabouts without bowrails.
- Available in two styles - for Inboard motors or for outboard Motors.

SKU	BOAT LENGTH	MAX. BEAM WIDTH	FABRIC WIDTH	FABRIC LENGTH
<b>MA 200 - 9</b>	4.7 - 5.0m	2.25m	3190mm	5660mm
<b>MA 200 - 10</b>	5.0 - 5.3m	2.40m	3360mm	5960mm
<b>MA 200 - 11</b>	5.3 - 5.6m	2.40m	3360mm	6300mm
<b>MA 200 - 12</b>	5.6 - 5.9m	2.45m	3400mm	6600mm
<b>MA 200 - 13</b>	5.9 - 6.3m	2.50m	3440mm	7040mm
<b>MA 200 - 14</b>	6.3 - 6.7m	2.50m	3440mm	7440mm

Use **BK** with the product SKU when ordering Black Cover e.g. **MA 200-9BK**

SKU	BOAT LENGTH	WIDTH	FABRIC WIDTH	FABRIC LENGTH
<b>BOATS WITH OUTBOARD MOTORS</b>				
<b>MA 200A-15</b>	<b>6.7m - 7.2m</b> (21' 9" - 22' 6")	<b>2.7m</b> (8' 8")	5.1m	9.4m
<b>MA 200A-16</b>	<b>7.2m - 7.8m</b> (22' 7" - 25' 6")	<b>2.7m</b> (8' 8")	5.1m	10m
<b>MA 200A-17</b>	<b>7.8m - 8.4m</b> (25' 7" - 27' 6")	<b>2.9m</b> (9' 6")	5.3m	10.6m
<b>MA 200A-18</b>	<b>8.4m - 9.0m</b> (27' 7" - 29' 6")	<b>3.1m</b> (10' 2")	5.5m	11.2m
<b>MA 200A-19</b>	<b>9.0m - 9.6m</b> (29' 7" - 31' 6")	<b>3.1m</b> (10' 2")	5.5m	11.7m
<b>MA 200A-20</b>	<b>9.6m - 10.2m</b> (31' 7" - 33' 6")	<b>3.1m</b> (10' 2")	5.5m	12.3m
<b>BOATS WITH INBOARD MOTORS</b>				
<b>MA 200B-15</b>	<b>6.7m - 7.2m</b> (21' 9" - 22' 6")	<b>2.7m</b> (8' 8")	5.1m	9m
<b>MA 200B-16</b>	<b>7.2m - 7.8m</b> (22' 7" - 25' 6")	<b>2.7m</b> (8' 8")	5.1m	9.6m
<b>MA 200B-17</b>	<b>7.8m - 8.4m</b> (25' 7" - 27' 6")	<b>2.9m</b> (9' 6")	5.3m	10.1m
<b>MA 200B-18</b>	<b>8.4m - 9.0m</b> (27' 7" - 29' 6")	<b>3.1m</b> (10' 2")	5.5m	10.7m
<b>MA 200B-19</b>	<b>9.0m - 9.6m</b> (29' 7" - 31' 6")	<b>3.1m</b> (10' 2")	5.5m	11.3m
<b>MA 200B-20</b>	<b>9.6m - 10.2m</b> (31' 7" - 33' 6")	<b>3.1m</b> (10' 2")	5.5m	11.9m



DOPE DYED  
POLYESTER CANVAS  
280 g/m<sup>2</sup> - 8.2oz/yd<sup>2</sup>



## RUNABOUT BOAT COVERS



Runabout Boat



XL Runabout Boat

- Tailored fit across windscreen & smooth fit to stern.
- Fits boats with bow rails up to 250mm height and windscreen up to 600mm height.
- Trailerable and suitable for highway towing.

- Premium quality covers for large runabouts and cuddy cabin boats with bowrails.
- Available in two styles - for Inboard motors or for outboard motors.

SKU	BOAT LENGTH	MAX. BEAM WIDTH	FABRIC WIDTH	FABRIC LENGTH
<b>MA 203 - 6</b>	4.1 - 4.3m	1.95m	2990mm	5020mm
<b>MA 203 - 7</b>	4.3 - 4.5m	2.05m	2990mm	5220mm
<b>MA 203 - 8</b>	4.5 - 4.7m	2.05m	2990mm	5420mm
<b>MA 203 - 9</b>	4.7 - 5.0m	2.25m	3190mm	5720mm
<b>MA 203 - 10</b>	5.0 - 5.3m	2.40m	3360mm	6020mm
<b>MA 203 - 11</b>	5.3 - 5.6m	2.40m	3360mm	6320mm
<b>MA 203 - 12</b>	5.6 - 5.9m	2.45m	3410mm	6620mm
<b>MA 203 - 13</b>	5.9 - 6.3m	2.50m	3460mm	7020mm
<b>MA 203 - 14</b>	6.3 - 6.7m	2.50m	3460mm	7420mm

SKU	BOAT LENGTH	WIDTH
<b>BOATS WITH OUTBOARD MOTORS</b>		
<b>MA 203A-15</b>	6.7m - 7.2m (21' 9" - 22' 6")	2.7m (8' 8")
<b>MA 203A-16</b>	7.2m - 7.8m (22' 7" - 25' 6")	2.7m (8' 8")
<b>MA 203A-17</b>	7.8m - 8.4m (25' 7" - 27' 6")	2.9m (9' 6")
<b>MA 203A-18</b>	8.4m - 9.0m (27' 7" - 29' 6")	3.1m (10' 2")
<b>MA 203A-19</b>	9.0m - 9.6m (29' 7" - 31' 6")	3.1m (10' 2")
<b>MA 203A-20</b>	9.6m - 10.2m (31' 7" - 33' 6")	3.1m (10' 2")
<b>BOATS WITH INBOARD MOTORS</b>		
<b>MA 203B-15</b>	6.7m - 7.2m (21' 9" - 22' 6")	2.7m (8' 8")
<b>MA 203B-16</b>	7.2m - 7.8m (22' 7" - 25' 6")	2.7m (8' 8")
<b>MA 203B-17</b>	7.8m - 8.4m (25' 7" - 27' 6")	2.9m (9' 6")
<b>MA 203B-18</b>	8.4m - 9.0m (27' 7" - 29' 6")	3.1m (10' 2")
<b>MA 203B-19</b>	9.0m - 9.6m (29' 7" - 31' 6")	3.1m (10' 2")
<b>MA 203B-20</b>	9.6m - 10.2m (31' 7" - 33' 6")	3.1m (10' 2")



DOPE DYED  
POLYESTER CANVAS  
280 g/m<sup>2</sup> - 8.2oz/lyd<sup>2</sup>



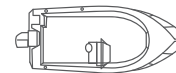
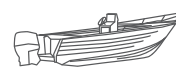
## CENTRE CONSOLE BOAT COVER



Centre Console Boat

- Wider cut across beam accommodates centre console.
- Fits boats with bow rails up to 350mm height and console (measured from Gunwale) up to 800mm height.
- Trailerable and suitable for highway towing.

## SIDE CONSOLE BOAT COVER



Side Console Boat

- Special cut to allow room for side console.
- Fits boats with bow rails up to 150mm height and console (measured from Gunwale) up to 700mm in height.
- Trailerable and suitable for highway towing.

SKU	BOAT LENGTH	MAX. BEAM WIDTH	FABRIC WIDTH	FABRIC LENGTH
<b>MA 204 - 9</b>	4.7 - 5.0m	2.25m	3270mm	5816mm
<b>MA 204 - 10</b>	5.0 - 5.3m	2.40m	3420mm	6115mm
<b>MA 204 - 11</b>	5.3 - 5.6m	2.40m	3420mm	6415mm
<b>MA 204 - 12</b>	5.6 - 5.9m	2.45m	3470mm	6715mm
<b>MA 204 - 13</b>	5.9 - 6.3m	2.50m	3520mm	7115mm
<b>MA 204 - 14</b>	6.3 - 6.7m	2.50m	3520mm	7515mm

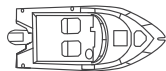
SKU	BOAT LENGTH	MAX. BEAM WIDTH	FABRIC WIDTH	FABRIC LENGTH
<b>MA 205 - 6</b>	4.1 - 4.3m	1.95m	2895mm	4960mm
<b>MA 205 - 7</b>	4.3 - 4.5m	2.05m	2940mm	5110mm
<b>MA 205 - 8</b>	4.5 - 4.7m	2.05m	2995mm	5397mm
<b>MA 205 - 9</b>	4.7 - 5.0m	2.25m	3195mm	5697mm
<b>MA 205 - 10</b>	5.0 - 5.3m	2.40m	3445mm	5997mm
<b>MA 205 - 11</b>	5.3 - 5.7m	2.40m	3445mm	6297mm



DOPE DYED  
POLYESTER CANVAS  
280 g/m<sup>2</sup> - 8.2oz/yd<sup>2</sup>



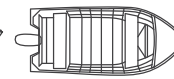
## CABIN CRUISER BOAT COVER



Cabin Cruiser Boat

- Tailored profile cut to accommodate cabin.
- Fits boats with bow rails up to 400mm height and windscreen or cabin up to 900mm height.
- Trailerable and suitable for highway towing.

## OPEN BOAT COVER



Open Boat

- Smooth fit across boat and around hull.
- Fits boats with bow rails up to 150mm height.
- Available in black and grey.
- Trailerable and suitable for highway towing.

SKU	BOAT LENGTH	MAX. BEAM WIDTH	FABRIC WIDTH	FABRIC LENGTH
MA 201 - 9	4.7 - 5.0m	2.25m	3360mm	5640mm
MA 201 - 10	5.0 - 5.3m	2.40m	3900mm	5940mm
MA 201 - 11	5.3 - 5.6m	2.40m	3900mm	6300mm
MA 201 - 12	5.6 - 5.9m	2.45m	3950mm	6600mm
MA 201 - 13	5.9 - 6.3m	2.50m	4040mm	7140mm
MA 201 - 14	6.3 - 6.7m	2.50m	4040mm	7540mm

SKU	BOAT LENGTH	MAX. BEAM WIDTH	FABRIC WIDTH	FABRIC LENGTH
MA 202 - 3	3.5 - 3.7m	1.60m	2050mm	4300mm
MA 202 - 4	3.7 - 3.9m	1.70m	2150mm	4500mm
MA 202 - 5	3.9 - 4.1m	1.80m	2250mm	4700mm
MA 202 - 6	4.1 - 4.3m	1.95m	2400mm	4900mm
MA 202 - 7	4.3 - 4.5m	2.05m	2500mm	5100mm
MA 202 - 8	4.5 - 4.7m	2.05m	2500mm	5300mm
MA 202 - 9	4.7 - 5.0m	2.25m	2700mm	5600mm
MA 202 - 10	5.0 - 5.3m	2.4m	2700mm	5900mm
MA 202 - 11	5.3 - 5.6m	2.4m	2700mm	6200mm

Use **BK** with the product SKU when ordering Black Cover e.g. **MA 202-3BK**



## UNIVERSAL JET SKI COVER

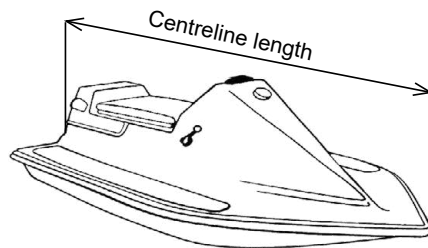
- A durable cover available in 3 sizes.
- Fits a variety of Jet ski styles.
- Water resistant and breathable.
- An excellent choice for year round storage or an economical trailerable cover.
- Shock cord in hem for easy fit & secure tie down straps to tie it down for trailering.

## COVERS FOR KAWASAKI (2020 MODELS ONWARDS)

- UV treated.
- Soft felt-lined underside.
- Internal 025mm web strap integrated into the hem.
- Adjustable buckle for ease of securing, no external straps required.
- Suitable for covering the Jet Ski/PWC whilst on a trailer, dry dock, pontoon or even when beached.

**ATLAS**  
CANVAS FABRICS

DOPE DYED  
POLYESTER CANVAS  
280 g/m<sup>2</sup> - 8.2oz/yd<sup>2</sup>



**ATLAS**  
CANVAS FABRICS

ATLAS GOLDEN RANGE  
DOPE DYED POLYESTER CANVAS  
350 g/m<sup>2</sup> - 10.3 oz/yd<sup>2</sup>



SKU	KAWASAKI MODEL
MA 077-K101	ULTRA 310
MA 077-K102	ULTRA LX
MA 077-K201	STX 160LX
MA 077-K202	STX 160X
MA 077-K301	SXR800
MA 077-K402	SX-R 1500
MA 077-K601	ULTRA 310LX
MA 077-K602	ULTRA 310LX-S





## COVERS FOR SEADOO (2020 MODELS ONWARDS)

- UV treated.
- Soft felt-lined underside.
- Internal 025mm web strap integrated into the hem.
- Adjustable buckle for ease of securing, no external straps required.
- Suitable for covering the Jet Ski/PWC whilst on a trailer, dry dock, pontoon or even when beached.

SKU	SEADOO MODEL
MA 077-S305	FISHPRO SCOUT 130
MA 077-S601	FISHPRO SCOUT 130 (with BOX)
MA 077-S501	FISHPRO SCOUT 170 (with BOX)
MA 077-S502	FISHPRO TROPHY 170 (with BOX)
MA 077-S302	GTI 130
MA 077-S303	GTI SE 170
MA 077-S301	GTR 230
MA 077-S401	GTX 170
MA 077-S402	GTX 230
MA 077-S403	GTX LIMITED 300
MA 077-S304	RXP-X RS 300
MA 077-S404	RXT-X RS 300
MA 077-S101	SPARK 2UP
MA 077-S201	SPARK 3UP
MA 077-S102	SPARK TRIXX 2UP
MA 077-S102	SPARK TRIXX 3UP
MA 077-S405	WAKE PRO



## COVERS FOR YAMAHA (2020 MODELS ONWARDS)



ATLAS GOLDEN RANGE  
DOPE DYED POLYESTER CANVAS  
350 g/m<sup>2</sup> - 10.3 oz/yd<sup>2</sup>



SKU	YAMAHA MODEL
MA 077-Y203	EX
MA 077-Y202	EX DELUXE
MA 077-Y204	EXR
MA 077-Y404	FX CRUISER HO
MA 077-Y402	FX CRUISER SVHO
MA 077-Y401	FX LIMITED HO
MA 077-Y403	FX SVHO
MA 077-Y303	GP 1800
MA 077-Y302	GP 1800R HO
MA 077-Y301	GP 1800R SVHO
MA 077-Y501	JETBLASTER
MA 077-Y101	SUPERJET
MA 077-Y304	VX CRUISER
MA 077-Y306	VX CRUISER HO
MA 077-Y305	VX DELUXE





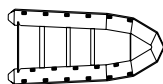
DOPE DYED  
POLYESTER CANVAS  
280 g/m<sup>2</sup> - 8.2oz/lyd<sup>2</sup>



Full cut allows ample room to cover outboard motor.

Semi-custom fitted bow for a smoother fit.

## INFLATABLE BOAT COVER



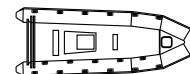
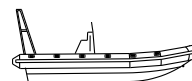
Inflatable Boat

- Designed to fit inflatable boats with low consoles and their outboard motors.
- Ideal for winter or long-term storage.
- Provides full protection for the boat.
- Double stitched – lapped seam with the highest quality UV threads that ensures an extended life expectancy.
- 6mm braided rope encased in hem, rope ratchet for easy gathering and tighten down the cover.
- Storage bag supplied with a full set of rope ends, rope cleats and tie-down rope.

SKU	BOAT LENGTH	MAX. BEAM WIDTH	FABRIC WIDTH	FABRIC LENGTH
MA 601 - 1	2.3 - 2.6m	1.5m	2350mm	3280mm
MA 601 - 2	2.6 - 2.9m	1.55m	2450mm	3580mm
MA 601 - 3	2.9 - 3.2m	1.65m	2550mm	3930mm
MA 601 - 4	3.2 - 3.6m	1.75m	2660mm	4330mm
MA 601 - 5	3.6 - 3.9m	1.90m	2810mm	4650mm
MA 601 - 6	3.9 - 4.3m	2.00m	3000mm	5112mm
MA 601 - 7	4.3 - 4.7m	2.10m	3100mm	5510mm

## RIB BOAT COVER

STYLE A – TRAILERABLE WITH REAR OPENINGS FOR ROLL BARS / ARCHES



Rib Boat

- Trailerable and suitable for highway towing.
- Provide full protection for the boat.
- Double stitched overlap seams for added strength & durable, available in range of sizes.

SKU	BOAT LENGTH	MAX. BEAM WIDTH	FABRIC WIDTH	FABRIC LENGTH
MA 602 - 6	3.9 - 4.2m	2.1m	3850mm	5200mm
MA 602 - 7	4.3 - 4.6m	2.1m	3850mm	5600mm
MA 602 - 8	4.7 - 5.0m	2.3m	3850mm	6000mm
MA 602 - 9	5.1 - 5.3m	2.3m	3850mm	6300mm
MA 602 - 10	5.4 - 5.6m	2.3m	3850mm	6600mm
MA 602 - 11	5.7 - 5.9m	2.3m	3850mm	6900mm
MA 602 - 12	6.0 - 6.3m	2.3m	3850mm	7300mm
MA 602 - 13	6.4 - 6.7m	2.5m	4450mm	7700mm
MA 602 - 14	6.8 - 7.1m	2.8m	4750mm	8100mm
MA 602 - 15	7.2 - 7.5m	2.8m	4750mm	8500mm
MA 602 - 16	7.6 - 7.9m	2.8m	4750mm	8900mm
MA 602 - 17	8.0 - 8.3m	2.8m	4750mm	9300mm
MA 602 - 18	8.4 - 8.7m	3.1m	5050mm	9700mm
MA 602 - 19	8.8 - 9.1m	3.1m	5050mm	10100mm

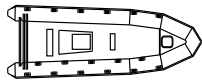
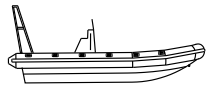


DOPE DYED  
POLYESTER CANVAS  
280 g/m<sup>2</sup> - 8.2oz/yd<sup>2</sup>



## RIB BOAT COVER

STYLE B - FULL STORAGE COVER FOR RIBS FITTED WITH ROLL BARS / ARCHES



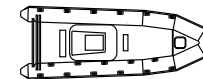
Rib Boat

- Trailerable and suitable for highway towing.
- Ideal for winter or long-term storage.
- Provide full protection for the boat & double stitched overlap seams for added strength.

SKU	BOAT LENGTH	MAX. BEAM WIDTH	FABRIC WIDTH	FABRIC LENGTH
MA 603 - 6	3.9 - 4.2m	2.1m	3850mm	5900mm
MA 603 - 7	4.3 - 4.6m	2.1m	3850mm	6300mm
MA 603 - 8	4.7 - 5.0m	2.3m	4850mm	6700mm
MA 603 - 9	5.1 - 5.3m	2.3m	4850mm	7000mm
MA 603 - 10	5.4 - 5.6m	2.3m	4850mm	7300mm
MA 603 - 11	5.7 - 5.9m	2.3m	4850mm	7600mm
MA 603 - 12	6.0 - 6.3m	2.3m	4850mm	8000mm
MA 603 - 13	6.4 - 6.7m	2.5m	5000mm	8400mm
MA 603 - 14	6.8 - 7.1m	2.8m	5350mm	8800mm
MA 603 - 15	7.2 - 7.5m	2.8m	5350mm	9200mm
MA 603 - 16	7.6 - 7.9m	2.8m	5350mm	9600mm
MA 603 - 17	8.0 - 8.3m	2.8m	5350mm	10000mm
MA 603 - 18	8.4 - 8.7m	3.1m	5650mm	10400mm
MA 603 - 19	8.8 - 9.1m	3.1m	5650mm	10800mm

## RIB BOAT COVER

STYLE C - FULL STORAGE COVER FOR RIBS FITTED WITH T-TOP



Rib Boat

- Trailerable and suitable for highway towing.
- Ideal for winter or long-term storage.
- Provide full protection for the boat.
- Double stitched overlap seams for added strength.

SKU	BOAT LENGTH	MAX. BEAM WIDTH
MA 604 - 12	6.0 - 6.3m	2.8m
MA 604 - 13	6.4 - 6.7m	2.8m
MA 604 - 14	6.8 - 7.1m	2.8m
MA 604 - 15	7.2 - 7.5m	2.8m
MA 604 - 16	7.6 - 7.9m	2.8m
MA 604 - 17	8.0 - 8.3m	2.8m
MA 604 - 18	8.4 - 8.7m	3.1m
MA 604 - 19	8.8 - 9.1m	3.1m
MA 604 - 20	9.2 - 9.5m	3.2m
MA 604 - 21	9.6 - 9.9m	3.2m
MA 604 - 22	10.0 - 10.5m	3.2m
MA 604 - 23	10.6 - 11.0m	3.2m



Reinforced polyester webbing loops sewn into hem for easy fitting of tie-down straps.

Recommended for light to moderate trailering.  
(Select from semi-custom range for long distance travel).



## UNIVERSAL TRAILERABLE COVER

YEAR ROUND STORAGE OR AN ECONOMICAL TRAILERABLE COVER



DOPE DYED POLYESTER CANVAS  
220g/m<sup>2</sup> - 6.5oz/yd<sup>2</sup>

- A durable cover available in 4 sizes.
- Water resistant and breathable.
- Elasticised hem.

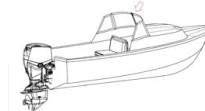
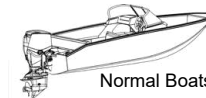


Supplied with tie-down straps, trailerable straps and a handy storage bag.

SKU	FITS BOATS	MAX. BEAM WIDTH	FABRIC WIDTH	FABRIC LENGTH
<b>MA 073-1</b>	3.3 - 4.0m	1.8m	2200mm	4475mm
<b>MA 073-2</b>	4.0 - 4.5m	2.05m	2800mm	5220mm
<b>MA 073-3</b>	4.5 - 5.4m	2.4m	3400mm	5950mm
<b>MA 073-4</b>	5.4 - 6.4m	2.6m	3400mm	7185mm


## UNIVERSAL STORAGE COVER

FULLY WATERPROOF



- Extra strong 160g/m<sup>2</sup> PE tarpaulin fabric.
- Supplied with a tie down kit.
- Protects boat from rain, dirt & UV rays.
- Suitable for seasonal storage.
- Light trailering and mooring.
- No metal parts or abrasive seams.

Opening for Anchor



Twin Rope Cleat for easy tightening

SKU	FITS BOATS	MAX. BEAM WIDTH	FABRIC WIDTH	FABRIC LENGTH
<b>MA 071-1</b>	3.3 - 4.0m	1.8m	2200mm	4475mm
<b>MA 071-2</b>	4.0 - 4.5m	2.05m	2800mm	5220mm
<b>MA 071-3</b>	4.5 - 5.4m	2.4m	3400mm	5950mm
<b>MA 071-4</b>	5.4 - 6.4m	2.6m	3400mm	7185mm

## SUPPORT POLE KIT

The Oceansouth cover support system extends the life of your cover by eliminating water pooling and debris collecting on the cover. It features the top and base solid wheel design which reduces skidding or movement of pole.

- Suits boats up to 24ft - 7.1m.
- Marine grade polymers components.
- Ø25mm - Ø22mm hard anodised aluminium pole.
- 25mm webbing straps attach to top wheel extend across front and to the rear of boat.

### COMPLETE KIT INCLUDES:

- Telescopic pole : 710mm - 1220mm with thumb screw adjuster.
- 2 wheels base and top.
- 20m adjustable webbing, quick release buckles.



SKU	DESCRIPTION
21062	Telescopic boat cover support pole with adjustable webbing straps

## BOAT COVER VENT



- Easily installed on cover.
- Under plate locks into top dome, fastened with 4 screws (supplied).
- Provides excellent ventilation around boat, preventing moisture build up, mould or mildew damage.
- Essential for long term storage.

SKU	SIZE
21065	L: 107mm   W: 112mm   D: 35mm



21064

## TWIN ROPE CLEAT (Ratchet)

- Suits 8mm rope.
- Roller guides & twin cleats allow for easy tightening of boat cover rope.



21015

## TIE DOWN STRAP SET WITH BUCKLES

- Set of 4 adjustable tie downs.
- Polyester woven webbing 25mm x 2.3 m.
- UV nylon quick release buckles.

## SNAP & SECURE ROPE HOOK TENSIONER



21011-4

- Marine-grade nylon hook with stainless steel spring lock.
- Overall dimensions 75mm x 30mm.
- Ingenious design allows the rope to be pulled through the hook and lock into place.
- Suits rope and cord diameters 4mm-6mm.
- Perfect for boating, caravanning, camping, household use.
- Supplied as a pack of 4 hooks

\*Rope not included

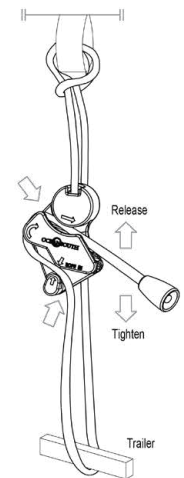
\*Not intended to be used as a hoist or pulley




## TIE DOWN PACKAGE OF 4 (P4)



## TIE DOWN PACKAGE OF 8 (P8)



SKU	DESCRIPTION
P4	Tie Down Package of 4 (P4)
P8	Tie Down Package of 8 (P8)




Blue - 500011 Maroon - 500013 Black - 500010 Sand - 500014 Grey - 500012



**GOLDEN RANGE**  
DOPE DYED  
PREMIUM POLYESTER  
MARINE FABRIC  
JACQUARD WEAVE  
**400 g/m<sup>2</sup> - 11.8 oz/yd<sup>2</sup>**

### FABRIC FEATURES

100% HIGH TECH POLYESTER	FABRIC WIDTH ≈ 1.83 cm	≈ 400 g/m <sup>2</sup> (11.8 oz/yd <sup>2</sup> )	WATER COLUMN ≥ 150 mbar	LIGHT FASTNESS Note 6-7	WEATHER FASTNESS Note 6-7
TENSILE STRENGTH ≈ 2200 N <sup>1</sup>   1300 N <sup>2</sup>	ELONGATION ≈ 40 % <sup>1</sup>   30 % <sup>2</sup>	WATER REPELLENCY Note 100	OIL/CHLORINE REPELLENCY Note 4	COATING Polyurethan [PU]	UV INDEX UPF 50+




Grey - 500015 Black - 500016



**DOPE DYED POLYESTER**  
MARINE FABRIC  
WITH SOFT NON-WOVEN  
POLYESTER BACKING  
OXFORD WEAVE  
**340 g/m<sup>2</sup> - 10.3 oz/yd<sup>2</sup>**

### FABRIC FEATURES

100% HIGH TECH POLYESTER	FABRIC WIDTH ≈ 1.60 cm	≈ 340 g/m <sup>2</sup> (10.3 oz/yd <sup>2</sup> )	WATER COLUMN ≥ 150 mbar	LIGHT FASTNESS Note 6-7	WEATHER FASTNESS Note 6-7
TENSILE STRENGTH ≈ 2000 N <sup>1</sup>   1150 N <sup>2</sup>	ELONGATION ≈ 40 % <sup>1</sup>   30 % <sup>2</sup>	WATER REPELLENCY Note 100	OIL/CHLORINE REPELLENCY Note 4	COATING Polyurethan [PU]	UV INDEX UPF 50+




Blue - 500050 Black - 500053 Grey - 500051 Sand - 500052 White - 500049



**MARINE SHADE CLOTH**  
POLYESTER/PVC  
**320 g/m<sup>2</sup> - 9.44 oz/yd<sup>2</sup>**

### FABRIC FEATURES


NF EN ISO 2286-1 ≈ 330 g/m <sup>2</sup> (9.44 oz/yd <sup>2</sup> )	THICKNESS NF EN ISO 2286-3 0.40mm	TEARING STRENGTH in daN/5cm DIN 53363 Wrap 43 - Weft 22	TENSILE STRENGTH in daN/5cm NF EN ISO Wrap 220 - Weft 150



Black - 500007 Grey - 500008



**DOPE DYED**  
POLYESTER MARINE FABRIC  
OXFORD WEAVE  
**280 g/m<sup>2</sup> - 8.2 oz/yd<sup>2</sup>**



Black - 500003 Grey - 500004 Blue - 500005



**DOPE DYED**  
POLYESTER MARINE FABRIC  
OXFORD WEAVE  
**220 g/m<sup>2</sup> - 6.5 oz/yd<sup>2</sup>**

### FABRIC FEATURES

100% HIGH TECH POLYESTER	FABRIC WIDTH ≈ 170 cm	≈ 220 g/m <sup>2</sup> (6.5 oz/yd <sup>2</sup> )	WATER COLUMN ≥ 150 mbar	LIGHT FASTNESS Note 6-7	WEATHER FASTNESS Note 6-7
TENSILE STRENGTH ≈ 2000 N <sup>1</sup>   1150 N <sup>2</sup>	ELONGATION ≈ 40 % <sup>1</sup>   30 % <sup>2</sup>	WATER REPELLENCY Note 100	OIL/CHLORINE REPELLENCY Note 4	COATING Polyurethane [PU]	UV INDEX UPF 50+



# OUTBOARD MOTOR COVERS



## STORAGE COVER

Custom fit, designed to fit your engine



**SILVER SOFT RANGE**  
DOPE DYED POLYESTER CANVAS  
340 g/m<sup>2</sup> - 10.3oz/yd<sup>2</sup>



Twin Rope Cleat for easy tightening



Elasticized hem on all covers



Mesh Vent in vented motor cover



#10 zipper in full motor cover

SKU	MERCURY ENGINE - HALF COVER
<b>M0000-S</b>	VERADO V12 7.6L 500HP, 600HP (2021 onwards) <b>NEW</b>
<b>M001-S</b>	V10 5.7L 400HP (2023 Onwards)   V10 5.7L 350HP, 425HP (2025 Onwards) <b>NEW</b>
<b>M000-S</b>	4 STROKE V8 4.6L 250 to 450HP & 200 to 300PRO XS VERADO S (2018 onwards)
<b>M00-S</b>	VERADO 6CYL 2.6L 250 to 400HP (2005 onwards)
<b>M02-S</b>	4 STR V6 3.4L 150R HP (RACING), 175 TO 225HP, 175PRO XS & SEAPRO (2018 onwards)
<b>M05-S</b>	VERADO 4CYL 1.7L 135HP, 150HP, 175HP, 200HP (2005 onwards)
<b>M10-S</b>	4 STROKE 4CYL 3.0L 135HP, 150HP, 150XS (2011 onwards)
<b>M15-S</b>	4 STROKE 4CYL 2.1L 75 to 115HP, 115 PRO XS (2014 onwards)
<b>M20-S</b>	4 STROKE 4CYL 995CC 40HP, 50HP, 60HP (2008 onwards)
<b>M25-S</b>	4 STROKE 3CYL 747CC 40HP (2008 onwards)
<b>M30-S</b>	4 STROKE 3CYL 526CC 25HP, 30HP (2007-2021)
<b>M30A-S</b>	4 STROKE 3CYL 500CC 25HP, 30HP (2022 onwards) <b>NEW</b>
<b>M35-S</b>	4 STROKE 2CYL 333CC 15HP, 20HP (2018 onwards) 8HP, 9.9HP (2024 onwards)
<b>M40-S</b>	4 STROKE 2CYL 209CC 8HP, 9.9HP (2006-2023)
<b>M45-S</b>	4 STROKE 1CYL 123CC 4HP, 5HP, 6HP (2012 onwards)
<b>M50-S</b>	4 STROKE 1CYL 85CC 2.5HP, 3.5HP (2007 onwards)

## FULL COVER

Custom fit, designed to fit your engine



## VENTED COVER

Designed to stay on when motoring



SKU	LEG	FULL COVER
M0000-20	20"	<b>VERADO V12 7.6L</b> <b>NEW</b> 500HP, 600HP (2021 onwards)
M0000-25	25"	
M0000-30	30"	
M0000-35	35"	
M001-20	20"	<b>V10 5.7L 400HP</b> <b>NEW</b> (2023 Onwards) <b>V10 5.7L 350HP, 425HP</b> (2025 Onwards)
M001-25	25"	
M001-30	30"	
M000-20	20"	<b>4 STROKE V8 4.6L</b> 250 to 450HP & 200 to 300PRO XS, VERADO S (2018 onwards)
M000-25	25"	
M000-30	30"	
M00-20	20"	<b>VERADO 6CYL 2.6L</b> 250 to 400HP (2005 onwards)
M00-25	25"	
M00-30	30"	
M02-20	20"	<b>4 STR V6 3.4L</b> 150R HP (RACING), 175 TO 225HP, 175PRO XS & SEAPRO (2018 onwards)
M02-25	25"	
M02-30	30"	
M05-20	20"	<b>VERADO 4CYL 1.7L</b> 135 to 200HP (2005 onwards)
M05-25	25"	
M10-20	20"	<b>4 STR 4CYL 3.0L</b> 135HP, 150HP, 150XS (2011 onwards)
M10-25	25"	

SKU	LEG	FULL COVER
M15-20	20"	<b>4 STR 4CYL 2.1L</b> 75HP to 115HP, 115PRO XS (2014 onwards)
M15-25	25"	
M20-15	15"	<b>4 STR 4CYL 995CC</b> 40HP, 50HP, 60HP (2008 onwards)
M20-20	20"	
M20-25	25"	
M25-15	15"	<b>4 STR 3CYL 747CC</b> 40HP (2008 onwards)
M25-20	20"	
M30-15	15"	<b>4 STR 3CYL 526CC</b> 25HP, 30HP (2007-2021)
M30-20	20"	
M30A-15	15"	<b>4 STR 3CYL 500CC</b> 25HP, 30HP <b>NEW</b> (2022 onwards)
M30A-20	20"	
M35-15	15"	<b>4 STR 2CYL 333CC</b> 15HP, 20HP (2018 onwards) 8HP, 9.9HP (2024 onwards)
M35-20	20"	
M35-25	25"	
M40-15	15"	<b>4 STR 2CYL 209CC</b> 8HP, 9.9HP (2006-2023)
M40-20	20"	
M45-15	15"	<b>4 STR 1CYL 123CC</b> 4 to 6HP (2012 onwards)
M45-20	20"	
M50-15	15"	<b>4 STR 1CYL 85CC</b> 2.5HP, 3.5HP (2007 onwards)
M50-20	20"	

SKU	MERCURY ENGINE - VENTED COVER	COLOUR
M0000-V	VERADO V12 7.6L 500HP, 600HP (2021 onwards) <b>NEW</b>	<b>NEW</b> Black, White
M001-V	V10 5.7L 400HP (2023 Onwards)   V10 5.7L 350HP, 425HP (2025 Onwards)	
M000-V	4 STR V8 4.6L 250 to 450HP & 200 to 300PRO XS, VERADO S (2018 onwards)	Black, White
M00-V	VERADO 6CYL 2.6L 250HP to 400HP (2005 onwards)	Black, White
M02-V	4 STR V6 3.4L 150R HP (RACING), 175 TO 225HP, 175PRO XS & SEAPRO (2018 onwards)	Black, White
M05-V	VERADO 4CYL 1.7L 135HP, 150HP, 175HP, 200HP (2005 onwards)	Black
M10-V	4 STR 4CYL 3.0L 135HP, 150HP, 150XS (2011 onwards)	Black
M15-V	4 STR 4CYL 2.1L 75HP to 115HP, 115HP PRO XS (2014 onwards)	Black
M20-V	4 STR 4CYL 995CC 40HP, 50HP, 60HP (2008 onwards)	Black
M25-V	4 STR 3CYL 747CC 40HP (2008 onwards)	Black
M30-V	4 STR 3CYL 526CC 25HP, 30HP (2007-2021)	Black
M30A-V	4 STR 3CYL 500CC 25HP, 30HP (2022 onwards) <b>NEW</b>	Black
M35-V	4 STR 2CYL 333CC 15HP, 20HP (2018 onwards) 8HP, 9.9HP (2024 onwards)	Black
M40-V	4 STR 2CYL 209CC 8HP, 9.9HP W/LIFT HARNESS (2006-2023)	Black
M45-V	4 STR 1CYL 123CC 4HP, 5HP, 6HP W/LIFT HARNESS (2012 onwards)	Black
M50-V	4 STR 1CYL 85CC 2.5HP, 3.5HP W/LIFT HARNESS (2007 onwards)	Black

Use **W** with the product SKU when ordering **White** Cover e.g. **M0000-VW**



**SILVER SOFT RANGE**  
DOPE DYED POLYESTER CANVAS  
340 g/m<sup>2</sup> - 10.3oz/yd<sup>2</sup>



Twin Rope Cleat for easy tightening



Elasticized hem on all covers



Mesh Vent in vented motor cover



#10 zipper in full motor cover

## STORAGE COVER

*Custom fit, designed to fit your engine*



SKU	YAMAHA ENGINE - HALF COVER
<b>Y000-S</b>	<b>XTO V8 5.6L</b> F425A (2018 onwards)
<b>Y00-S</b>	<b>V8 5.3L</b> F350A (2007 onwards)
<b>Y05A-S</b>	<b>V6 4.3L</b> F250, F300 (2021 onwards) & F350 (2024 onwards) <b>NEW</b>
<b>Y05-S</b>	<b>V6 4.2L</b> F225F, F250D, F300B (2010 - 2020)
<b>Y06-S</b>	<b>V6 VMAX SHO</b> 200HP TO 250HP (2022 - 2024) Black <b>NEW</b>
<b>Y10-S</b>	<b>4CYL 2.8L</b> F150D, F175A, F200F (2015-2022)
<b>Y10A-S</b>	<b>4CYL 2.8L</b> F150D, F175A, F200F (2023 onwards) <b>NEW</b>
<b>Y20-S</b>	<b>4CYL 1.8L</b> F115B, F130A (2015 onwards)
<b>Y24-S</b>	<b>4CYL 1.8L</b> F75D, F90C, F100F, VMAX 90 (2017 onwards)
<b>Y25-S</b>	<b>4CYL 996CC</b> F50H, F60F, F70A (2010 to mid 2025)
<b>Y25A-S</b>	F50, F60, F70 (mid 2025 onwards) <b>NEW</b>
<b>Y30-S</b>	<b>3CYL 747CC</b> F30B, F40F (2009 onwards)
<b>Y35A-S</b>	<b>2CYL 432CC</b> F25G, F25C (2017 onwards) & F15C, F20B (2023 onwards)
<b>Y35-S</b>	<b>2CYL 498CC</b> F25D (2010-2016)
<b>Y40-S</b>	<b>2CYL 362CC</b> F15C, F20B (2007-2022)
<b>Y45-S</b>	<b>2CYL 212CC</b> F8F, F9.9J (2013 onwards)
<b>Y50-S</b>	<b>1CYL 139CC</b> F4B, F5A, F6C (2010 onwards)
<b>Y55-S</b>	<b>1CYL 72CC</b> F2.5B (2015 onwards)

## FULL COVER

Custom fit, designed to fit your engine



## VENTED COVER

Designed to stay on when motoring



SKU	LEG	FULL COVER
Y000-25	25"	<b>XTO V8 5.6L</b> F425A (2018 onwards)
Y000-30	30"	
Y000-35	35"	
Y00-25	25"	<b>V8 5.3L</b> F350A (2007 onwards)
Y00-30	30"	
Y05A-25	25"	<b>V6 4.3L</b> F250, F300 (2023 onwards) & F350 (2024 onwards)
Y05A-30	30"	
Y05A-35	35"	
Y05-25	25"	<b>V6 4.2L</b> F225F, F250D, F300B (2010 - 2020)
Y05-30	30"	
Y06-20	20"	<b>V6 VMAX SHO</b> 200HP TO 250HP (2022 - 2024) Black
Y06-25	25"	
Y10A-20	20"	<b>4CYL 2.8L</b> F150D, F175A, F200F (2023 onwards)
Y10A-25	25"	
Y10-20	20"	<b>4CYL 2.8L</b> F150D, F175A, F200F (2015-2022)
Y10-25	25"	
Y20-20	20"	<b>4CYL 1.8L</b> F115B, F130A (2015 onwards)
Y20-25	25"	

SKU	LEG	FULL COVER
Y24-20	20"	<b>4CYL 1.8L</b> F75D, F90C, F100F, VMAX 90 (2017 onwards)
Y24-25	25"	
Y25-20	20"	<b>4CYL 996CC</b> F50H, F60F, F70A (2010 to mid 2025)
Y25A-20	20"	
Y30-20	20"	<b>3CYL 747CC</b> F30B, F40F (2009 onwards)
Y35A-15	15"	
Y35A-20	20"	<b>2CYL 432CC</b> F25G, F25C (2017 onwards) & F15C, F20B (2023 onwards)
Y35-15	15"	
Y35-20	20"	<b>2 CYL 498CC</b> F25D (2010-2016)
Y40-15	15"	
Y40-20	20"	<b>2CYL 362CC</b> F15C, F20B (2007-2022)
Y45-15	15"	
Y45-20	20"	<b>2CYL 212CC</b> F8F, F9.9J (2013 onwards)
Y50-15	15"	
Y50-20	20"	<b>1CYL 139CC</b> F4B, F5A, F6C (2010 onwards)
Y55-15	15"	
		<b>1CYL 72CC</b> F2.5B (2015 onwards)

SKU	YAMAHA ENGINE - VENTED COVER	COLOUR
Y000-V	XTO V8 5.6L F425A (2018 onwards)	Grey, White
Y00-V	V8 5.3L F350A (2007 onwards)	Grey, White
Y05A-V	V6 4.3L F250, F300 (2021 onwards) & F350 (2024 onwards)	Grey, White
Y05-V	V6 4.2L F225F, F250D, F300B (2010 - 2020)	Grey
Y06-V	V6 VMAX SHO 200HP TO 250HP (2022 - 2024)	Black
Y10-V	4CYL 2.8L F150D, F175A, F200F (2015-2022)	Grey, White
Y10A-V	4CYL 2.8L F150D, F175A, F200F (2023 onwards)	Grey, White
Y20-V	4CYL 1.8L F115B, F130A (2015 onwards)	Grey, White
Y24-V	4CYL 1.8L F75D, F90C, F100F, VMAX 90 (2017 onwards)	Grey, White
Y25-V	4CYL 996CC F50H, F60F, F70A (2010 to mid 2025)	Grey, White
Y25A-V	F50, F60, F70 (mid 2025 onwards)	Grey, White
Y30-V	3CYL 747CC F30B, F40F (2009 onwards)	Grey
Y35A-V	2CYL 432CC F25G, F25C (2017 onwards) & F15C, F20B (2023 onwards)	Grey
Y35-V	2 CYL 498CC F25D (2010-2016)	Grey
Y40-V	2CYL 362CC F15C, F20B (2007-2022)	Grey
Y45-V	2CYL 212CC F8F, F9.9J W/LIFT HARNESS (2013 onwards)	Grey
Y50-V	1CYL 139CC F4B, F5A, F6C W/LIFT HARNESS (2010 onwards)	Grey
Y55-V	1CYL 72CC F2.5B W/LIFT HARNESS (2015 onwards)	Grey

Use W with the product SKU when ordering White Cover e.g. Y000-VW




## STORAGE COVER

Custom fit, designed to fit your engine



**SILVER SOFT RANGE**  
DOPE DYED POLYESTER CANVAS  
340 g/m<sup>2</sup> - 10.3oz/yd<sup>2</sup>



Twin Rope Cleat for easy tightening



Elasticized hem on all covers



Mesh Vent in vented motor cover



#10 zipper in full motor cover

SKU	SUZUKI ENGINE - HALF COVER
<b>S000-S</b>	<b>V6 4.4L</b> DF350A, DF325A, DF300B (2017 onwards)
<b>S00-S</b>	<b>V6 4.0L</b> DF250AP, DF300AP (2012 onwards)
<b>S05-S</b>	<b>V6 3.6L</b> DF200, DF225, DF250 (2003 onwards)
<b>S06-S</b>	<b>4CYL 2.8L</b> DF150AP, DF175AP, DF200AP (2014 onwards)
<b>S10-S</b>	<b>4CYL 2.8L</b> DF150, DF175 (2005 onwards)
<b>S15-S</b>	<b>4CYL 2.0L</b> DF115A, DF140A (2012-2020) DF100A (2012-2022)
<b>S15A-S</b>	<b>4 CYL 2.0L</b> DF115BG DF140BG (2021 onwards) <b>NEW</b>
<b>S20-S</b>	<b>4CYL 1.5L</b> DF70A, DF80A, DF90A (2008 onwards)
<b>S25-S</b>	<b>3CYL</b> DF40A, DF50A, DF60A (2010 onwards)
<b>S30-S</b>	<b>3CYL</b> DF25A, DF30A (2014 onwards)
<b>S35-S</b>	<b>2CYL 327CC</b> DF15A, DF20A (2012 onwards)
<b>S40-S</b>	<b>1CYL 208CC</b> DF8A, DF9.9A (2010 onwards)
<b>S45-S</b>	<b>1CYL 138CC</b> DF4A, DF5A, DF6A (2002 onwards)
<b>S50-S</b>	<b>1CYL 68CC</b> DF2.5 (2006 onwards)

# COVERS FOR SUZUKI OUTBOARD MOTORS



## FULL COVER

Custom fit, designed to fit your engine



## VENTED COVER

Designed to stay on when motoring



SKU	LEG	FULL COVER
<b>S000-25</b>	25"	<b>V6 4.4L</b> DF350A, DF325A, DF300B
<b>S000-30</b>	30"	(2017 onwards)
<b>S00-25</b>	25"	<b>V6 4.0L</b> DF250AP, DF300AP
<b>S00-30</b>	30"	(2012 onwards)
<b>S05-25</b>	25"	<b>V6 3.6L</b> DF200, DF225, DF250
<b>S05-30</b>	30"	(2003 onwards)
<b>S06-25</b>	25"	<b>4CYL 2.8L</b> DF150AP, DF175AP,
<b>S06-30</b>	30"	DF200AP (2014 onwards)
<b>S10-20</b>	20"	<b>4CYL 2.8L</b> DF150, DF175
<b>S10-25</b>	25"	(2005 onwards)
<b>S15-20</b>	20"	<b>4CYL 2.0L</b> DF115A, DF140A
<b>S15-25</b>	25"	(2012-2020) DF100A (2012-2022)
<b>S15A-20</b>	20"	<b>4 CYL 2.0L</b> <b>NEW</b> DF100C, DF115BG
<b>S15A-25</b>	25"	DF140BG (2021 onwards)

SKU	LEG	FULL COVER
<b>S20-20</b>	20"	<b>4CYL 1.5L</b> DF70A, DF80A, DF90A
<b>S20-25</b>	25"	(2008 onwards)
<b>S25-20</b>	20"	<b>3CYL</b> DF40A, DF50A, DF60A
<b>S25-25</b>	25"	(2010 onwards)
<b>S30-15</b>	15"	<b>3CYL</b> DF25A, DF30A
<b>S30-20</b>	20"	(2014 onwards)
<b>S35-15</b>	15"	<b>2CYL 327CC</b> DF15A, DF20A
<b>S35-20</b>	20"	(2012 onwards)
<b>S40-15</b>	15"	<b>1CYL 208CC</b> DF8A, DF9.9A
<b>S40-20</b>	20"	(2010 onwards)
<b>S45-15</b>	15"	<b>1CYL 138CC</b> DF4A, DF5A, DF6A
<b>S45-20</b>	20"	(2002 onwards)
<b>S50-15</b>	15"	<b>1CYL 68CC</b> DF2.5 (2006 onwards)

SKU	SUZUKI ENGINE - VENTED COVER	COLOUR
<b>S000-V</b>	<b>V6 4.4L</b> DF350A, DF325A, DF300B (2017 onwards)	Black,White
<b>S00-V</b>	<b>V6 4.0L</b> DF250AP, DF300AP (2012 onwards)	Black,White
<b>S05-V</b>	<b>V6 3.6L</b> DF200, DF225, DF250 (2003 onwards)	Black,White
<b>S06-V</b>	<b>4CYL 2.8L</b> DF150AP, DF175AP, DF200AP (2014 onwards)	Black,White
<b>S10-V</b>	<b>4CYL 2.8L</b> DF150, DF175 (2005 onwards)	Black
<b>S15-V</b>	<b>4 CYL 2.0L</b> DF115A, DF140A (2012-2020) DF100A (2012-2022)	Black,White
<b>S15A-V</b>	<b>4 CYL 2.0L</b> DF115BG DF140BG (2021 onwards) <b>NEW</b>	Black,White
<b>S20-V</b>	<b>4CYL 1.5L</b> DF70A, DF80A, DF90A (2008 onwards)	Black,White
<b>S25-V</b>	<b>3CYL</b> DF40A, DF50A, DF60A (2010 onwards)	Black,White
<b>S30-V</b>	<b>3CYL</b> DF25A, DF30A (2014 onwards)	Black,White
<b>S35-V</b>	<b>2CYL 327CC</b> DF15A, DF20A (2012 onwards)	Black,White
<b>S40-V</b>	<b>1CYL 208CC</b> DF8A, DF9.9A W/LIFT HARNESS (2010 onwards)	Black
<b>S45-V</b>	<b>1CYL 138CC</b> DF4A, DF5A, DF6A W/LIFT HARNESS (2002 onwards)	Black,White
<b>S50-V</b>	<b>1CYL 68CC</b> DF2.5 W/LIFT HARNESS (2006 onwards)	Black

Use **W** with the product SKU when ordering **White** Cover e.g. **S000-VW**



**SILVER SOFT RANGE**  
**DOPE DYED POLYESTER CANVAS**  
 340 g/m<sup>2</sup> - 10.3oz/yd<sup>2</sup>



Twin Rope Cleat for easy tightening



Elasticized hem on all covers



Mesh Vent in vented motor cover



#10 zipper in full motor cover

## STORAGE COVER

*Custom fit, designed to fit your engine*



SKU	HONDA ENGINE - HALF COVER
<b>H000-S</b>	<b>V8 4.9L</b> BF300, BF350 (2024 onwards)
<b>H00-S</b>	<b>V6 3.6L</b> BF250 (2011-2018)
<b>H00A-S</b>	<b>V6 3.6L</b> BF175, BF200, BF225, BF250 (2019-2024)
<b>H00B-S</b>	<b>V6 3.6L</b> BF200D, BF225D, BF250D (2025 onwards) <b>NEW</b>
<b>H05-S</b>	<b>V6 3.5L</b> BF175, BF200, BF225 (2010 onwards)
<b>H10-S</b>	<b>4CYL 2.3L</b> BF115, BF135, BF150 (2010-2021)
<b>H10A-S</b>	<b>4CYL 2.3L</b> BF115, BF135, BF140, BF150 (2022 onwards)
<b>H15-S</b>	<b>4CYL 1.5L</b> BF75, BF80, BF90, BF100 (2014 onwards)
<b>H20-S</b>	<b>3CYL 1L</b> BF60 (2009) BFP60 (2009 onwards)
<b>H25-S</b>	<b>3CYL 808CC</b> BF40, BF50 (2017 onwards)
<b>H30-S</b>	<b>3CYL 552CC</b> BF25, BF30 (2002 onwards)
<b>H35-S</b>	<b>2CYL 350CC</b> BF15, BF20 (2002 onwards)
<b>H40-S</b>	<b>2CYL 222CC</b> BF8, BF9.9, BF10 (2000 onwards)
<b>H45-S</b>	<b>1CYL 127CC</b> BF4, BF5, BF6 (2016 onwards)
<b>H50-S</b>	<b>1CYL 57CC</b> BF2.3 (2014 onwards)

## FULL COVER

Custom fit, designed to fit your engine



## VENTED COVER

Designed to stay on when motoring



SKU	LEG	FULL COVER
<b>H000-25</b>	25"	<b>V8 4.9L</b> BF300, BF350 (2024 onwards)
<b>H000-30</b>	30"	
<b>H00-20</b>	20"	<b>V6 3.6L</b> BF250 (2011-2018)
<b>H00-25</b>	25"	
<b>H00-30</b>	30"	
<b>H00A-20</b>	20"	<b>V6 3.6L</b> BF175, BF200, BF225, BF250 (2019-2024)
<b>H00A-25</b>	25"	
<b>H00A-30</b>	30"	
<b>H00B-20</b>	20"	<b>V6 3.6L</b> <b>NEW</b> BF200D, BF225D, BF250D (2025 onwards)
<b>H00B-25</b>	25"	
<b>H00B-30</b>	30"	
<b>H05-20</b>	20"	<b>V6 3.5L</b> BF175, BF200, BF225 (2010 onwards)
<b>H05-25</b>	25"	
<b>H05-30</b>	30"	
<b>H10-20</b>	20"	<b>4CYL 2.3L</b> BF115, BF135, BF150 (2010-2021)
<b>H10-25</b>	25"	
<b>H10A-20</b>	20"	<b>4CYL 2.3L</b> BF115, BF135, BF140, BF150 (2022 onwards)
<b>H10A-25</b>	25"	

SKU	LEG	FULL COVER
<b>H15-20</b>	20"	<b>4CYL 1.5L</b> BF75, BF80, BF90, BF100 (2014 onwards)
<b>H15-25</b>	25"	
<b>H20-20</b>	20"	<b>3CYL 1L</b> BF60 (2009) BFP60 (2009 onwards)
<b>H20-25</b>	25"	
<b>H25-20</b>	20"	<b>3CYL 808CC</b> BF40, BF50 (2017 onwards)
<b>H25-25</b>	25"	
<b>H30-15</b>	15"	<b>3CYL 552CC</b> BF25, BF30 (2002 onwards)
<b>H30-20</b>	20"	
<b>H35-15</b>	15"	<b>2CYL 350CC</b> BF15, BF20 (2002 onwards)
<b>H35-20</b>	20"	
<b>H35-25</b>	25"	
<b>H40-15</b>	15"	<b>2CYL 222CC</b> BF8, BF9.9, BF10 (2000 onwards)
<b>H40-20</b>	20"	
<b>H45-15</b>	15"	<b>1CYL 127CC</b> BF4, BF5, BF6 (2016 onwards)
<b>H45-20</b>	20"	
<b>H50-15</b>	15"	<b>1CYL 57CC</b> BF2.3 (2014 onwards)
<b>H50-20</b>	20"	

SKU	HONDA ENGINE - VENTED COVER	COLOUR
<b>H000-V</b>	<b>V8 4.9L</b> BF300, BF350 (2024 onwards)	Grey, White
<b>H00-V</b>	<b>V6 3.6L</b> BF250 (2011-2018)	Grey
<b>H00A-V</b>	<b>V6 3.6L</b> BF175, BF200, BF225, BF250 (2019-2024)	Grey, White
<b>H00B-V</b>	<b>V6 3.6L</b> BF200D, BF225D, BF250D (2025 onwards) <b>NEW</b>	Grey, White
<b>H05-V</b>	<b>V6 3.5L</b> BF175, BF200, BF225 (2010 onwards)	Grey
<b>H10-V</b>	<b>4CYL 2.3L</b> BF115, BF135, BF150 (2010-2021)	Grey
<b>H10A-V</b>	<b>4CYL 2.3L</b> BF115, BF135, BF140, BF150 (2022 onwards)	Grey, White
<b>H15-V</b>	<b>4CYL 1.5L</b> BF75, BF80, BF90, BF100 (2014 onwards)	Grey
<b>H20-V</b>	<b>3CYL 1L</b> BF60 (2009) BFP60 (2009 onwards)	Grey
<b>H25-V</b>	<b>3CYL 808CC</b> BF40, BF50 (2017 onwards)	Grey
<b>H30-V</b>	<b>3CYL 552CC</b> BF25, BF30 (2002 onwards)	Grey
<b>H35-V</b>	<b>2CYL 350CC</b> BF15, BF20 (2002 onwards)	Grey
<b>H40-V</b>	<b>2CYL 222CC</b> BF8, BF9.9, BF10 (2000 onwards)	Grey
<b>H45-V</b>	<b>1CYL 127CC</b> BF4, BF5, BF6 (2016 onwards)	Grey
<b>H50-V</b>	<b>1CYL 57CC</b> BF2.3 (2014 onwards)	Grey

Use **W** with the product SKU when ordering **White** Cover e.g. **H00A-VW**



**SILVER SOFT RANGE**  
DOPE DYED POLYESTER CANVAS  
340 g/m<sup>2</sup> - 10.3oz/yd<sup>2</sup>



Twin Rope Cleat for easy tightening



Elasticized hem on all covers



Mesh Vent in vented motor cover



#10 zipper in full motor cover

## STORAGE COVER

*Custom fit, designed to fit your engine*



SKU	TOHATSU ENGINE - HALF COVER
<b>T15-S</b>	MFS75A, MFS90A MFS100A, MFS115A, MFS140A (2020 onwards)
<b>T20-S</b>	MFS40A, MFS50A, MFS60A (2020 onwards)
<b>T25-S</b>	MFS25D, MFS30D (2022 onwards)
<b>T30-S</b>	MFS15E, MFS20E (2018 onwards)
<b>T35-S</b>	MFS8B, MFS9.8B (2016 onwards)
<b>T35A-S</b>	MFS9.8CEFS, MF9.9CY (2024 onwards) <b>NEW</b>
<b>T40-S</b>	MFS4D, MFS5D, MFS6D (2020 onwards)
<b>T45-S</b>	MFS2.5C, MFS3.5C (2006 onwards)

# COVERS FOR TOHATSU OUTBOARD MOTORS



## FULL COVER

Custom fit, designed to fit your engine



## VENTED COVER

Designed to stay on when motoring



SKU	LEG	TOHATSU ENGINE - FULL COVER
T15-20	20"	MFS75A, MFS90A MFS100A, MFS115A, MFS140A (2020 onwards)
T15-25	25"	
T20-15	15"	MFS40A, MFS50A, MFS60A (2020 onwards)
T20-20	20"	
T25-15	15"	MFS25D, MFS30D (2022 onwards)
T25-20	20"	
T30-15	15"	MFS15E, MFS20E (2018 onwards)
T30-20	20"	
T35-15	15"	MFS8B, MFS9.8B (2016 onwards)
T35-20	20"	
T35-25	25"	
T35A-15	15"	MFS9.8CEFS, MF9.9CY (2024 onwards) <b>NEW</b>
T35A-20	20"	
T40-15	15"	MFS4D, MFS5D, MFS6D (2020 onwards)
T40-20	20"	
T40-25	25"	
T45-15	15"	MFS2.5C, MFS3.5C (2006 onwards)
T45-20	20"	

SKU	TOHATSU ENGINE - VENTED COVER	COLOUR
T15-V	MFS75A, MFS90A MFS100A, MFS115A, MFS140A (2020 onwards)	Grey, White
T20-V	MFS40A, MFS50A, MFS60A (2020 onwards)	Grey, White
T25-V	MFS25D, MFS30D (2022 onwards)	Grey, White
T30-V	MFS15E, MFS20E (2018 onwards)	Grey
T35-V	MFS8B, MFS9.8B (2016 onwards)	Grey
T35A-V	MFS9.8CEFS, MF9.9CY (2024 onwards)	Grey, White <b>NEW</b>
T40-V	MFS4D, MFS5D, MFS6D (2020 onwards)	Grey
T45-V	MFS2.5C, MFS3.5C (2006 onwards)	Grey

Use **W** with the product SKU when ordering **White** Cover e.g. **T15-VW**



**SILVER SOFT RANGE**  
DOPE DYED POLYESTER CANVAS  
340 g/m<sup>2</sup> - 10.3oz/yd<sup>2</sup>



Twin Rope Cleat for easy tightening



Elasticized hem on all covers



Mesh Vent in vented motor cover



#10 zipper in full motor cover

## STORAGE COVER

*Custom fit, designed to fit your engine*



SKU	EVINRUDE ENGINE - HALF COVER
<b>E00-S</b>	<b>G2 V6 3.4L</b> 225HP, 250HP, 300HP, 200H.O, 225H.O, 250H.O (2014 onwards)
<b>E02-S</b>	<b>G2 V6 2.7L</b> 150HP, 175HP, 200HP, 150H.O (2016 onwards)
<b>E05-S</b>	<b>E-TEC V6 3.3L</b> 225HP to 300HP, 200H.O to 250H.O (2005-2016)
<b>E10-S</b>	<b>V6 2.6L</b> 150HP, 175HP, 200HP, 135H.O, 150H.O (2004 onwards)
<b>E15-S</b>	<b>E-TEC V4 1.7L</b> 115HP, 130HP, 90H.O (2005 onwards)
<b>E20-S</b>	<b>E-TEC 3CYL</b> 75HP, 90HP, 60H.O (2003 onwards)
<b>E25-S</b>	<b>E-TEC 2CYL</b> 40HP, 50HP, 60HP (2003 onwards)

# COVERS FOR **EVINRUDE** OUTBOARD MOTORS



## FULL COVER

*Custom fit, designed to fit your engine*



## VENTED COVER

*Designed to stay on when motoring*



SKU	LEG	FULL COVER
<b>E00-20</b>	20"	<b>G2 V6 3.4L</b> 225HP, 250HP, 300HP, 200H.O, 225H.O, 250H.O
<b>E00-25</b>	25"	
<b>E00-30</b>	30"	(2014 onwards)
<b>E02-20</b>	20"	<b>G2 V6 2.7L</b> 150HP, 175HP, 200HP, 150H.O
<b>E02-25</b>	25"	(2016 onwards)
<b>E05-20</b>	20"	<b>E-TEC V6 3.3L</b> 225HP, 250HP, 300HP, 200H.O, 225H.O, 250H.O (2005-2016)
<b>E05-25</b>	25"	
<b>E05-30</b>	30"	


SKU	LEG	FULL COVER
<b>E10-20</b>	20"	<b>V6 2.6L</b> 150HP, 175HP, 200HP, 135H.O, 150H.O (2004 onwards)
<b>E10-25</b>	25"	
<b>E15-20</b>	20"	<b>E-TEC V4 1.7L</b> 115HP, 130HP, 90H.O
<b>E15-25</b>	25"	(2005 onwards)
<b>E20-20</b>	20"	<b>E-TEC 3 CYL</b> 75HP, 90HP, 60H.O
<b>E20-25</b>	25"	(2003 onwards)
<b>E25-20</b>	20"	<b>E-TEC 2CYL</b> 40HP to 60HP (2003 onwards)

SKU	EVINRUDE ENGINE - VENTED COVER
<b>E00-V</b>	<b>G2 V6 3.4L</b> 225HP, 250HP, 300HP, 200H.O, 225H.O, 250H.O (2014 onwards)
<b>E02-V</b>	<b>G2 V6 2.7L</b> 150HP, 175HP, 200HP, 150H.O (2016 onwards)
<b>E05-V</b>	<b>E-TEC V6 3.3L</b> 225HP to 300HP, 200H.O to 250H.O (2005-2016)
<b>E10-V</b>	<b>V6 2.6L</b> 150HP, 175HP, 200HP, 135H.O, 150H.O (2004 onwards)
<b>E15-V</b>	<b>E-TEC V4 1.7L</b> 115HP, 130HP, 90H.O (2005 onwards)
<b>E20-V</b>	<b>E-TEC 3CYL</b> 75HP, 90HP, 60H.O (2003 onwards)
<b>E25-V</b>	<b>E-TEC 2CYL</b> 40HP, 50HP, 60HP (2003 onwards)

# UNIVERSAL MOTOR COVERS



Draw string to ensure tight fit



Reinforced top-stitched seams.




'High Vis' Section gives excellent visibility when trailering



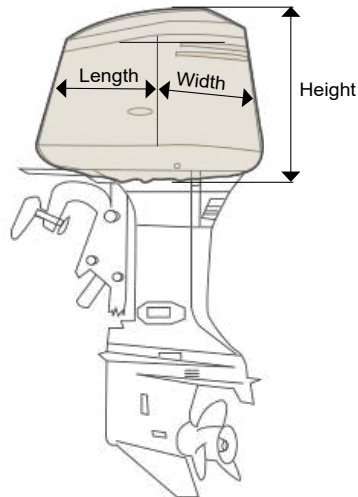
## UNIVERSAL HALF OUTBOARD MOTOR COVER



DOPE DYED  
POLYESTER CANVAS  
340 g/m<sup>2</sup> - 10.3oz/yd<sup>2</sup>



- Soft felt lining for superior protection.
- Draw string to ensure tight fit.
- 6 sizes to suit 2 & 4 stroke engines.
- Reinforced top stitched seams.



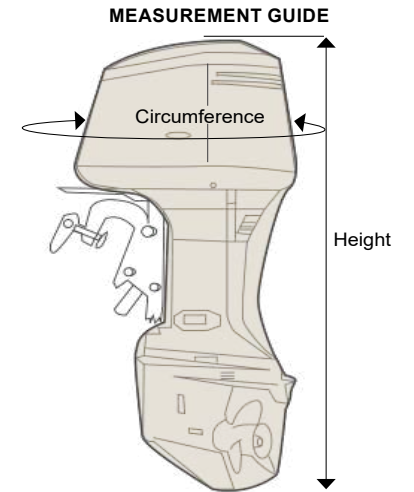
SKU	ENGINE SIZE	LENGTH	WIDTH	HEIGHT
MA 074 - 1	UP TO 15HP	520mm	270mm	320mm
MA 074 - 2	15 - 30HP	560mm	300mm	400mm
MA 074 - 3	30 - 60hp	620mm	360mm	490mm
MA 074 - 4	60 - 100hp	680mm	400mm	530mm
MA 074 - 5	100 - 150hp	740mm	460mm	580mm
MA 074 - 6	175 - 250hp	820mm	500mm	600mm

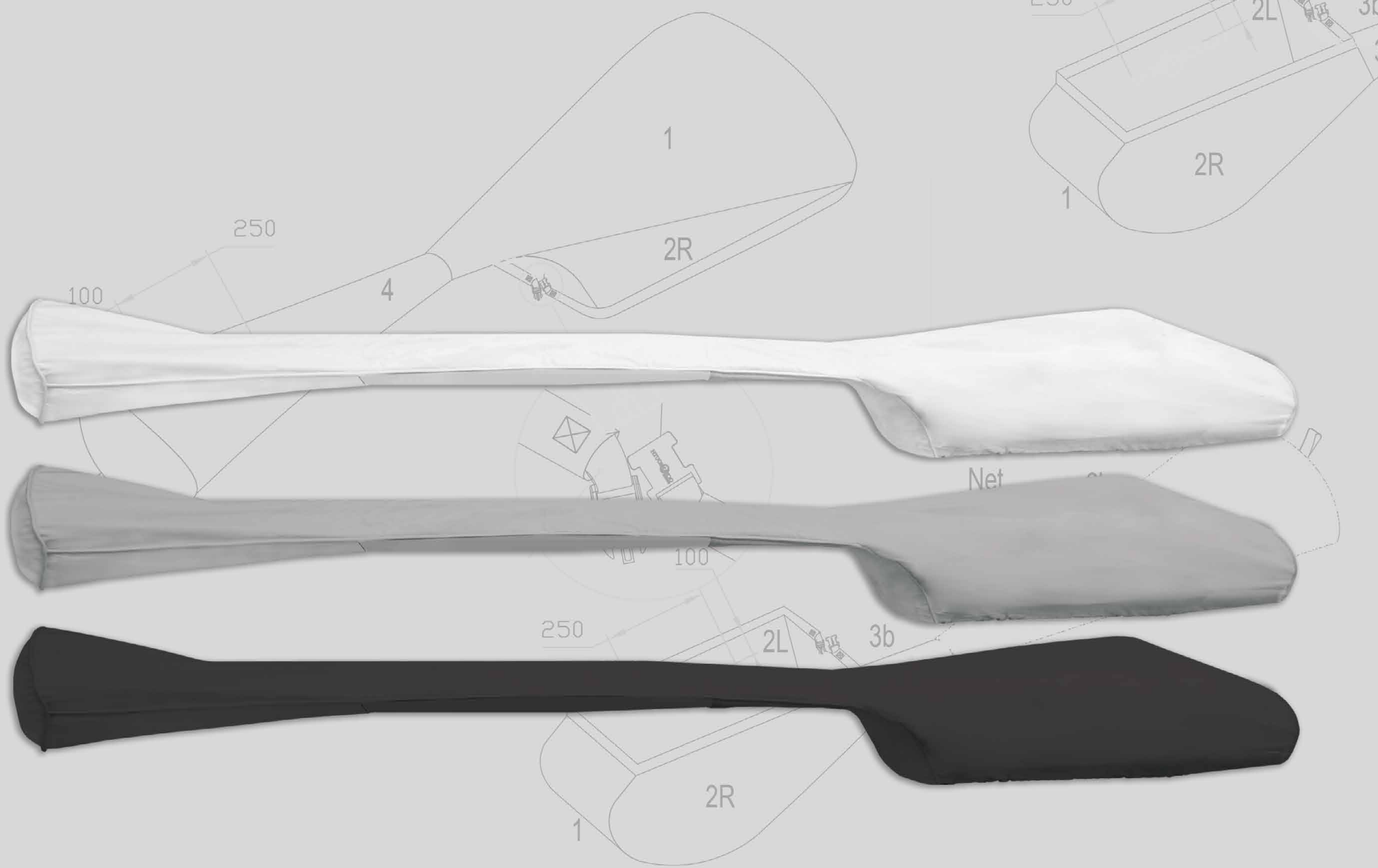
## UNIVERSAL FULL OUTBOARD MOTOR COVER

- Soft felt lining for superior protection.
- Zip up leg section with draw string to ensure tight fit.
- 9 sizes to suit 2 & 4 stroke engines.
- Reinforced top stitched seams.

SKU	FITS ENGINE SIZES	CIRCUMFERENCE	HEIGHT
MA 075 - 1	UP TO 3.5HP	1260mm	980mm
MA 075 - 2	3.5 - 6HP	1400mm	1100mm
MA 075 - 3	8 - 20HP	1500mm	1250mm
MA 075 - 4	9.9 - 30HP	1650mm	1370mm
MA 075 - 5	25 - 60HP	1800mm	1440mm
MA 075 - 6	40 - 100HP	2000mm	1700mm
MA 075 - 7	70 - 150HP	2260mm	1900mm
MA 075 - 8	135 - 250HP	2485mm	1970mm
MA 075 - 9	200 - 300HP	2540mm	1980mm
MA 075 - 9L	200 - 300HP	2540mm	2100mm

\*COLOUR SKU REQUIRED WHEN ORDERING e.g MA 075-1BK





# TROLLING MOTOR COVERS



**NEW**

## COVER FOR WATERSNAKE TROLLING MOTORS

- **Robust Construction:** Made from heavy-duty, marine-grade PVC fabric.
- **Enhanced Ventilation:** Mesh underside promotes excellent air circulation and efficient water drainage.
- **Easy Installation:** Features an elasticised hem, buckle and marine-grade nylon zipper.




ATLAS  
MARINE GRADE PVC  
400 g/m<sup>2</sup> - 11.8 oz/yd<sup>2</sup>



SKU	MOTOR RANGE	SHAFT LENGTH
<b>TWS 01S-054</b>	Geo-Spot GPS 54IN Bow Mount Electric Motor White 65 lb	54"
<b>TWS 01S-060</b>	Geo-Spot GPS 60IN Bow Mount Electric Motor White 65 lb	60"
<b>TWS 01S-066</b>	Geo-Spot GPS 66IN Bow Mount Electric Motor White 80 lb	66"
<b>TWS 02S-048</b>	Fierce 2 Bow Mount Electric Motor 48" 54Lb	48"
<b>TWS 02S-054</b>	Fierce 2 Bow Mount Electric Motor 54" 65Lb	54"
<b>TWS 03S-048</b>	Stealth Bow Mount Electric Motor 48" 54Lb	48"
<b>TWS 03S-054</b>	Stealth Bow Mount Electric Motor 54" 65Lb	54"

Use W with the product SKU when ordering White Cover e.g. TWS 01S-054W  
 Use G with the product SKU when ordering Gray Cover e.g. TWS 01S-054G  
 Use BK with the product SKU when ordering Black Cover e.g. TWS 01S-054BK





**NEW**

## COVER FOR HASWING TROLLING MOTORS

- **Robust Construction:** Made from heavy-duty, marine-grade PVC fabric.
- **Enhanced Ventilation:** Mesh underside promotes excellent air circulation and efficient water drainage.
- **Easy Installation:** Features an elasticised hem, buckle and marine-grade nylon zipper.



ATLAS  
MARINE GRADE PVC  
400 g/m<sup>2</sup> - 11.8 oz/yd<sup>2</sup>



SKU	MOTOR RANGE	SHAFT LENGTH
<b>THW 01S-054</b>	12V 55LBS THRUST 54"	54"
<b>THW 01S-060</b>	12V 55LBS THRUST 60" 24V 55LBS THRUST 60"	60"
<b>THW 01S-072</b>	24V 80LBS THRUST 72" 36V 120LBS THRUST 72"	72"
<b>THW 01S-083</b>	24V 80LBS THRUST 83" 36V 120LBS THRUST 83"	83"
<b>THW 01S-098</b>	36V 120LBS THRUST 98"	98"

Use W with the product SKU when ordering White Cover e.g. THW 01S-054W  
 Use G with the product SKU when ordering Gray Cover e.g. THW 01S-054G  
 Use BK with the product SKU when ordering Black Cover e.g. THW 01S-054BK





## COVER FOR MINN KOTA TROLLING MOTORS

- **Robust Construction:** Made from heavy-duty, marine-grade PVC fabric.
- **Enhanced Ventilation:** Mesh underside promotes excellent air circulation and efficient water drainage.
- **Easy Installation:** Features an elasticised hem, buckle and marine-grade nylon zipper.



ATLAS  
MARINE GRADE PVC  
400 g/m<sup>2</sup> - 11.8 oz/yd<sup>2</sup>



SKU	MOTOR	SHAFT
TMK 01S-054	RIPTIDE TERROVA	54"
TMK 01S-060		60"
TMK 01S-072		72"
TMK 01S-087		87"
TMK 01S-100		100"
TMK 02S-048	RIPTIDE	48"
TMK 02S-054	POWERDRIVE	54"
TMK 09S-045	ULTREX	45"
TMK 09S-052		52"
TMK 09S-060		60"
TMK 13S-060	RIPTIDE	60"
TMK 13S-072	ULTERRA	72"
TMK 14S-060	RIPTIDE INSTINCT QUEST QUEST	60"
TMK 14S-072		72"
TMK 14S-087		87"
TMK 14S-100		100"

SKU	MOTOR	SHAFT
TMK 15S-060	RIPTIDE TERROVA QUEST	60"
TMK 15S-072		72"
TMK 15S-087		87"
TMK 15S-100		100"

Use W with the product SKU when ordering White Cover e.g. TMK 01S-054W  
Use G with the product SKU when ordering Gray Cover e.g. TMK 01S-054G  
Use BK with the product SKU when ordering Black Cover e.g. TMK 01S-054BK





## COVER FOR MOTOR GUIDE TROLLING MOTORS

- **Robust Construction:** Made from heavy-duty, marine-grade PVC fabric.
- **Enhanced Ventilation:** Mesh underside promotes excellent air circulation and efficient water drainage.
- **Easy Installation:** Features an elasticised hem, buckle and marine-grade nylon zipper.



ATLAS  
MARINE GRADE PVC  
400 g/m<sup>2</sup> - 11.8 oz/yd<sup>2</sup>




SKU	MOTOR RANGE	SHAFT
<b>TMG 01S-036-F01</b>	XI3 FW 55LB	36"
<b>TMG 01S-036-S01</b>	XI3 SW 55LB	
<b>TMG 01S-048-F01</b>	XI3 WIRELESS FW 45LB	48"
<b>TMG 01S-048-F02</b>	XI3 WIRELESS FW 55LB	
<b>TMG 01S-048-F03</b>	XI3 WIRELESS EW 68LB	
<b>TMG 01S-048-F04</b>	XI5 WIRELESS FW 105LB	
<b>TMG 01S-048-F05</b>	XI5 WIRELESS FW 55LB	
<b>TMG 01S-048-S01</b>	XI3 WIRELESS SW 55LB	
<b>TMG 01S-048-S02</b>	XI3 WIRELESS SW 80LB	54"
<b>TMG 01S-054-F01</b>	XI3 WIRELESS FW 55LB	
<b>TMG 01S-054-F02</b>	XI3 WIRELESS FW 70LB	
<b>TMG 01S-054-F03</b>	XI3 WIRELESS FW 105LB	
<b>TMG 01S-054-F04</b>	XI5 WIRELESS FW 55LB	
<b>TMG 01S-054-F05</b>	XI5 WIRELESS FW 80LB	
<b>TMG 01S-054-S01</b>	XI3 WIRELESS SW 55LB	
<b>TMG 01S-054-S02</b>	XI3 WIRELESS SW 70LB	
<b>TMG 01S-054-S03</b>	XI5 WIRELESS SW 55LB	

SKU	MOTOR RANGE	SHAFT
<b>TMG 01S-060-F01</b>	XI3 WIRELESS FW 55LB	60"
<b>TMG 01S-060-F02</b>	XI3 WIRELESS FW 70LB	
<b>TMG 01S-060-F03</b>	XI5 WIRELESS FW 105LB	
<b>TMG 01S-060-F04</b>	XI5 WIRELESS FW 80LB	
<b>TMG 01S-060-S01</b>	XI3 WIRELESS SW 70LB	72"
<b>TMG 01S-060-S02</b>	XI5 WIRELESS SW 105LB	
<b>TMG 01S-060-S03</b>	XI5 WIRELESS SW 80LB	
<b>TMG 01S-072-F01</b>	XI5 WIRELESS FW 105LB	72"
<b>TMG 01S-072-F02</b>	XI5 WIRELESS FW 80LB	
<b>TMG 01S-072-S01</b>	XI5 WIRELESS SW 105LB	
<b>TMG 01S-072-S02</b>	XI5 WIRELESS SW 80LB	45"
<b>TMG 02S-045-F01</b>	TOUR 109LB	
<b>TMG 02S-045-F02</b>	TOUR 82LB	

Use W with the product SKU when ordering White Cover e.g. TMG 01S-036W  
 Use G with the product SKU when ordering Gray Cover e.g. TMG 01S-036G  
 Use BK with the product SKU when ordering Black Cover e.g. TMG 01S-036BK



\* SW - Saltwater | \* FW - Freshwater




## COVER FOR GARMIN TROLLING MOTORS

- **Robust Construction:** Made from heavy-duty, marine-grade PVC fabric.
- **Enhanced Ventilation:** Mesh underside promotes excellent air circulation and efficient water drainage.
- **Easy Installation:** Features an elasticised hem, buckle and marine-grade nylon zipper.



ATLAS  
MARINE GRADE PVC  
400 g/m<sup>2</sup> - 11.8 oz/yd<sup>2</sup>



SKU	MOTOR RANGE	SHAFT LENGTH
TG 01S-063	FORCE KRAKEN	63"
TG 01S-075		75"
TG 01S-090		90"
TG 02S-050	FORCE	50"
TG 02S-057		57"

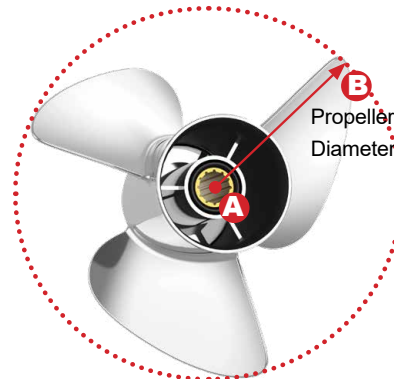
Use W with the product SKU when ordering White Cover e.g. TG 01S-063W  
Use G with the product SKU when ordering Gray Cover e.g. TG 01S-063G





## PROPELLER COVERS

SKU	PROPELLER DIAMETER
MA 048-5	200mm (7.8")
MA 048-4	260mm (10")
MA 048-3	320mm (12.5")
MA 048-2	360mm (14.3")
MA 048-1	410mm (16")
MA 048-0	435mm (17") Dual/Twin Propeller



(Line A-B x 2 = Propeller Diameter)

Take this straight line measurement and then double it to arrive at the Propeller diameter

- Heavy duty UV polyester materials.
- Padded lining fabric with 1/4" closed cell foam.
- Shaped closure with press studs (no drawstring).
- Heavy stitching and excellent workmanship.
- Durable polyester webbing handle (for easy transport and storage when removed from the motor).
- Non-skid interior design to prevent slippage or twisting while in transit.
- High visible red safety colour for trailering.

# OUTBOARD MOTOR CARRY BAG



Fits most portable outboard engines up to 30kg



**SILVER SOFT RANGE**  
DOPE DYED POLYESTER CANVAS  
340 g/m<sup>2</sup> - 10.3oz/yd<sup>2</sup>

- Constructed from a premium woven dope dyed polyester fabric with protective soft felt inner lining.
- Breathable & water resistant fabric.
- Adjustable heavy duty carry straps are designed to wrap around motor shaft and cowling for maximum security when carrying.
- Dual size 10# zippers - allow easy access to motor carry handle.




SKU	DESCRIPTION
MA 088	Outboard motor carry bag



# PEDESTALS & SWIVELS



- Top & Base.
- 4 x rubber anchors.
- Ø12 drill bit.
- Installation instructions.

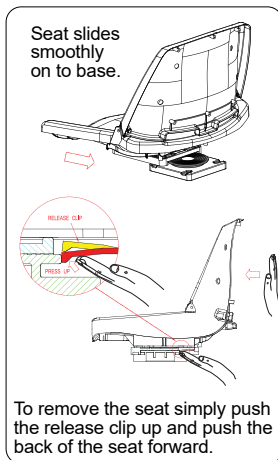


QUICK CONNECT 360° TITAN SWIVEL IS UNOBTRUSIVE AND OFFERS A TRUE REMOVABLE SEAT OPTION

## TITAN SWIVELS

A new alternative to 'metal seat clamps'. The titan swivel comprises of two parts: the base which locks onto the bench using rubber anchors and the top which attaches to the seat.

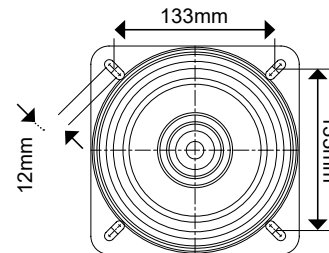
- Swivel and base diagonal measurement 7" (177mm).
- Moulded with tough self-lubricating polymers.



SKU	DESCRIPTION
MA 765 - 1	Titan Swivel (complete kit)
MA 765 - 2	Titan Swivel top & base only
MA 765 - 3	Titan Swivel base only
MA 765 - 4	Titan anchors (set of 4)

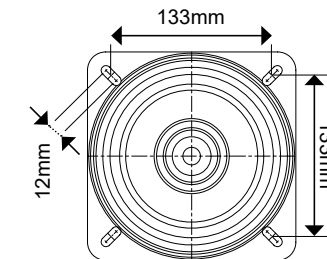
## METAL SWIVELS

- 7" (177mm) diagonal.
- Suits most standard seats and pedestals.
- Black EDC coated steel protects against corrosion.



SKU	DESCRIPTION
MA 760	Metal Swivel

## ALUMINIUM SWIVELS



SKU	DESCRIPTION
MA 762	8 position lock Aluminium swivel
MA 761	Aluminium swivel




## SEAT CLAMP & SWIVEL

Available models include an Oceansouth 7" swivel, allowing 360° seat rotation for fishing comfort and improved maneuverability. The clamp is constructed from marine-grade coated steel and UV-stabilized plastic, ensuring long-lasting performance in harsh marine environments.

- Universal Fit: Clamps onto flat surfaces from 7.9" to 20.9" wide
- 360° Swivel Seat Option: Smooth rotation for better mobility and access
- Corrosion-Resistant Steel: All steel components are coated for long-term marine durability
- UV-Stabilized Plastic: Built to withstand sun exposure without cracking or fading
- Standard Mounting Pattern: Compatible with a 7" swivel base


SKU	DESCRIPTION
MA 764	Seat Clamp Swivel



## PEDESTAL SLIDER (WITH 8 POSITION LOCK SWIVEL)

- The boat seat Pedestal Slider with Swivel allows for smooth forward and backward seat adjustment and enables full 360-degree rotation.
- Featuring an 8-position locking system, it ensures secure and stable seating.
- Constructed from high-quality marine-grade aluminum, this slider is built for durability and resistance to harsh marine conditions.
- Compatible with most heavy-duty boat seat pedestals, its an ideal upgrade for enhanced functionality and long-lasting performance.

SKU	DESCRIPTION
MA 763	Pedestal Slider - 8 positions lock swivel



## PEDESTAL SLIDER

With a sliding range of 110mm (4 3/8"), the pedestal slider allows users of different heights and body types to easily fine-tune their seat position for improved reach, visibility and comfort. This is particularly useful for shared boats where multiple people may use the helm or fishing seat throughout the day.

- Sliding Range - 110mm (4 3/8")
- Material - Marine grade aluminium
- Mounting Pattern - Universal 175mm / 7" seat bolt pattern
- Slider Top Dimensions - 340mm (13 3/8") (L) x 180mm (7 1/8") (W) x 53mm (2 1/8") (H)
- Included Hardware - 4 x Stainless-Steel mounting screws
- Compatibility - Fits all Oceansouth boat seats and pedestals and most other major brands with the standard seat mounting pattern.

SKU	DESCRIPTION
MA 763-1	Pedestal Slider



## FLAT BASE WAVERIDER PEDESTALS

- Sold as a complete unit.
- Gas operated.
- Aluminium anodised shaft - Ø75mm / Ø65 mm.
- Reinforced nylon swivel top.
- Reinforced nylon socket base.

### ANODISED ALUMINIUM BASE



SKU	PEDESTAL HEIGHT
MA 776-1	310 - 390mm
MA 776-2	440 - 570mm
MA 776-3	520 - 650mm
21070	Socket Base

## FLAT BASE PEDESTALS

- Sold as a complete unit.
- Aluminium anodised shaft - Ø60mm.
- Reinforced nylon swivel top.
- Reinforced nylon socket base.

### ANODISED ALUMINIUM BASE



SKU	PEDESTAL HEIGHT
MA 777-1	330mm
MA 777-2	450mm
MA 777-3	610mm
21070	Socket Base



## FLAT BASE WAVERIDER PEDESTALS WITH SLIDER

- Sold as a complete unit.
- Gas operated.
- Aluminium anodised shaft - Ø75mm / Ø65 mm.
- Pedestal Slider (with 8 position Lock Swivel)
- Reinforced nylon socket base.

SKU	PEDESTAL HEIGHT
MA 776-1S	310 - 390mm
MA 776-2S	440 - 570mm
MA 776-3S	520 - 650mm
21070	Socket Base

## FLAT BASE PEDESTALS WITH SLIDER

- Sold as a complete unit.
- Aluminium anodised shaft - Ø60mm.
- Pedestal Slider (with 8 position Lock Swivel)
- Reinforced nylon socket base.

SKU	PEDESTAL HEIGHT
MA 777-1S	330mm
MA 777-2S	450mm
MA 777-3S	610mm
21070	Socket Base



## DOMe BASE WAVERIDER PEDESTALS

- Sold as a complete unit.
- Gas operated.
- Aluminium anodised shaft - Ø75mm / Ø65 mm.
- Reinforced nylon swivel top.
- Reinforced nylon socket base.

SKU	PEDESTAL HEIGHT
MA 778-1	370 - 450mm
MA 778-2	500 - 630mm
MA 778-3	580 - 710mm
21070	Socket Base

## DOMe BASE PEDESTALS

- Sold as a complete unit.
- Aluminium anodised shaft - Ø60mm.
- Reinforced nylon swivel top.
- Reinforced nylon socket base.

SKU	PEDESTAL HEIGHT
MA 779-1	390mm
MA 779-2	510mm
MA 779-3	670mm
21070	Socket Base



## DOMe BASE WAVERIDER PEDESTALS WITH SLIDER

- Sold as a complete unit.
- Gas operated.
- Aluminium anodised shaft - Ø75mm / Ø65 mm.
- Pedestal Slider (with 8 position Lock Swivel)
- Reinforced nylon socket base.

SKU	PEDESTAL HEIGHT
MA 778-1S	370 - 450mm
MA 778-2S	500 - 630mm
MA 778-3S	580 - 710mm
21070	Socket Base

## DOMe BASE PEDESTALS WITH SLIDER

- Sold as a complete unit.
- Aluminium anodised shaft - Ø60mm.
- Pedestal Slider (with 8 position Lock Swivel)
- Reinforced nylon socket base.

SKU	PEDESTAL HEIGHT
MA 779-1S	390mm
MA 779-2S	510mm
MA 779-3S	670mm
21070	Socket Base



## ECONOMY PEDESTALS

- Swivel top.
- Top and base diagonal measurement 7" (177mm).
- Aluminium tube diameter - Ø76mm.
- Suitable for most standard seats.

SKU	PEDESTAL HEIGHT
MA 769-1	7" (178mm)
MA 769-2	13" (330mm)

## FIXED PEDESTALS

- Aluminium anodised shaft - Ø75mm.
- Powder coated aluminium casted base - Ø230mm.
- Reinforced nylon swivel top.

SKU	PEDESTAL HEIGHT
MA 772-0	183mm
MA 772-1	330mm
MA 772-2	450mm
MA 772-3	610mm



## FIXED PEDESTALS WITH SLIDER

SKU	PEDESTAL HEIGHT
MA 772-0S	183mm
MA 772-1S	330mm
MA 772-2S	450mm
MA 772-3S	610mm

- Aluminium anodised Ø75mm shaft
- Powder coated cast aluminum Ø230mm base
- Pedestal Slider (with 8 position Lock Swivel)



## ADJUSTABLE PEDESTALS

SKU	PEDESTAL HEIGHT
MA 773-1	365 - 500mm
MA 773-2	450 - 635mm

- Aluminium anodised shaft Ø75mm / Ø60mm.
- Powder coated aluminium casted base - Ø230mm.
- Reinforced nylon swivel top.



## ADJUSTABLE PEDESTALS WITH SLIDER

SKU	PEDESTAL HEIGHT
MA 773-1S	365 - 500mm
MA 773-2S	450 - 635mm

- Aluminium anodised shaft Ø75mm / Ø60mm.
- Powder coated aluminium casted base - Ø230mm.
- Pedestal Slider (with 8 position Lock Swivel)



## WAVERIDER PEDESTALS

The Waverider pedestal is the ultimate in convenience and comfort. Being gas powered, it allows easy adjustment of the seat height for each individual. Additionally, it acts as a shock absorber to smooth out the ride in rough seas.

- Gas operated.
- Aluminium anodised shaft Ø75mm / Ø65mm.
- Powder coated aluminium casted base Ø230mm.
- Reinforced nylon swivel top.

SKU	PEDESTAL HEIGHT
MA 774-1	340 - 450mm
MA 774-2	500 - 630mm
MA 774-3	580 - 710mm




## WAVERIDER PEDESTALS WITH SLIDER

SKU	PEDESTAL HEIGHT
MA 774-1S	340 - 450mm
MA 774-2S	500 - 630mm
MA 774-3S	580 - 710mm

The Waverider pedestal is the ultimate in convenience and comfort. Being gas powered, it allows easy adjustment of the seat height for each individual. Additionally, it acts as a shock absorber to smooth out the ride in rough seas.

- Gas operated.
- Aluminium anodised shaft Ø75mm / Ø65mm.
- Powder coated aluminium casted base Ø230mm.
- Pedestal Slider (with 8 position Lock Swivel)

# BOAT SEAT BOXES



MA 800-1

MA 801-1

MA 800-2

MA 801-2

MA 802-3

MA 802-1

MA 802-2

MA 804-1

MA 804-2

MA 803-1

SKU	DESCRIPTION
MA 800-1	Boat Seat Box (H415mm x L440mm x W440mm) with Hatch
MA 800-2	Boat Seat Box (H415mm x L440mm x W440mm) with 5 Shelves & Small Tackle Boxes
MA 801-1	Boat Seat Box (H520mm x L440mm x W440mm) with Hatch
MA 801-2	Boat Seat Box (H520mm x L440mm x W440mm) with 5 Shelves & Small Tackle Boxes
MA 802-1	Hatch Box (H374mm x W272mm x D287mm) with 5 Shelves & Small Tackle Boxes
MA 802-2	Hatch Box (H272mm x W374mm x D287mm) with 3 Shelves & Large Tackle Boxes
MA 802-3	Hatch Storage Box (H374mm x W272mm x D287mm)
MA 803-1	Hatch Door & Frame (H374mm x W272mm x D40mm)
MA 804-1	Fishing Tackle Box with Clear Lid - Small (H52mm x W186mm x D258mm)
MA 804-2	Fishing Tackle Box with Clear Lid - Large (H59mm x W286mm x D258mm)

The Oceansouth Boat Seat Boxes are designed to provide a durable, practical and versatile seating and storage solution for your boat. Constructed from UV-treated, marine-grade ABS plastic, they are exceptionally strong and resistant to the harsh effects of sun exposure and saltwater, ensuring long-lasting performance in demanding marine environments.

- Crafted from durable, marine-grade nylon for superior strength and reliability.
- Offered in two box seat height options.
- Both sizes feature a hinged, watertight hatch door with the choice of a 5-drawer fishing tackle box or an opening directly into the seat box for dry storage.
- Reinforced hatch door and lock for added strength and durability.
- Both sizes include a watertight floor for added protection.



# BOAT SEATS



White  
MA 708-10



Beige  
MA 708-13



Blue/White  
MA 708-31

## SKIPPER DELUXE HIGH BACK SEATS



ATLAS NAUTI-LUX  
PREMIUM GRADE FABRIC  
791 g/m<sup>2</sup> - 23.4 oz/yd<sup>2</sup>

SKU	DESCRIPTION	COLOUR
MA 708-10	Skipper Deluxe High Back Folding Seat	White
MA 708-13	Skipper Deluxe High Back Folding Seat	Beige
MA 708-31	Skipper Deluxe High Back Folding Seat	Blue/White
MA 708-32	Skipper Deluxe High Back Folding Seat	Grey/White
MA 708-42	Skipper Deluxe High Back Folding Seat	Black/Grey
MA 708-43	Skipper Deluxe High Back Folding Seat	Black

The top-of-the-range Oceansouth Skipper Deluxe High Back Folding Boat Seat offers the perfect blend of durability, comfort and style for your boating and fishing adventures.

Built with a strong, marine-grade nylon frame, this seat is designed to endure harsh marine conditions while providing lasting support. The high backrest offers excellent lumbar support, while the thick moulded foam padding on both the seat and backrest ensures superior cushioning, making long hours on the water more comfortable.

Upholstered in premium NAUTI-LUX by Atlas UV-resistant marine-grade fabric, the seat is designed to withstand sun exposure, saltwater and wear, maintaining its appearance and functionality over time. The practical fold-down design allows for easy storage, while the UV-treated polymer shell enhances longevity.

Compatible with all Oceansouth pedestals, most other brand pedestals and standard 7" swivels, this seat is a versatile choice for a wide range of boat setups. Available in a variety of colour combinations, it allows you to personalise your boat's interior while enjoying exceptional comfort and support.

With its premium materials, supportive design and functional versatility, the Oceansouth Skipper Deluxe High Back Folding Boat Seat is a stylish and practical upgrade, ensuring maximum durability and relaxation for your time on the water.



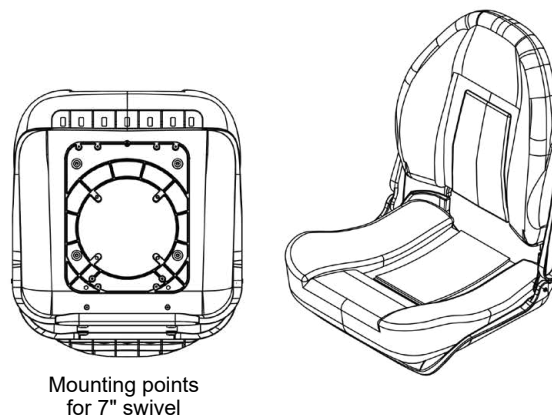
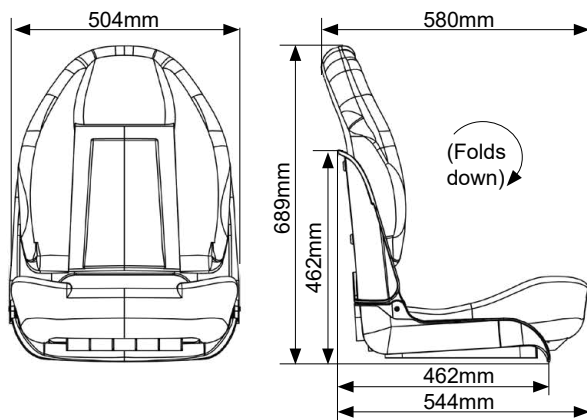
Grey/White  
MA 708-32



Black/Grey  
MA 708-42



Black  
MA 708-43



- **High Back Design:** Offers excellent support and comfort, ideal for extended use on the water.
- **Premium Marine-Grade NAUTI-LUX Fabric by Atlas:** Upholstered in tough, UV-resistant polyester weave to withstand harsh conditions while maintaining its appearance.
- **Generous Moulded Foam Padding:** Thick cushioning on both the seat and backrest ensures superior comfort and support.
- **Heavy-Duty Marine-Grade Nylon Frame:** Built from strong, impact-resistant moulded nylon for durability and long-lasting performance in marine environments.
- **Folding Capability:** Easily folds down for compact storage, maximising space on your boat when not in use.
- **Versatile Mounting:** Compatible with all standard 7" swivels, Oceansouth Pedestals and Oceansouth Titan Removable Swivels for effortless installation on various boat setups.
- **Available in a Wide Range of Colour Combinations:** Choose from multiple stylish colour options to complement your boat's interior.



Blue/White  
MA 703-31

Grey/White  
MA 703-32

Grey/Charcoal  
MA 703-33

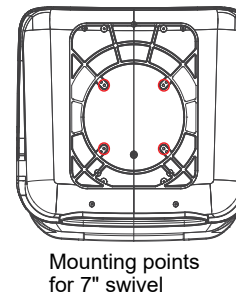
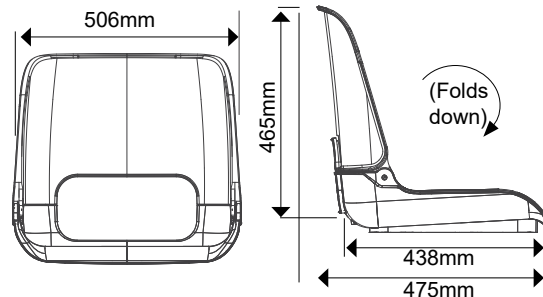
White/Grey (5 Panel)  
MA 703-52

Shell  
MA 703

## SKIPPER SEATS

REPLACEMENT SEAT CUSHION & COVER	CODE	COLOUR
	20331	Blue/White
	20332	Grey/White
	20333	Grey/Charcoal
	20352	Grey/White (5 panel)

SKU	DESCRIPTION	COLOUR
MA 703	Folding seat	Grey
MA 703 - 31	Folding seat 3 panel	Blue/White
MA 703 - 32	Folding seat 3 panel	Grey/White
MA 703 - 33	Folding seat 3 panel	Charcoal/Grey
MA 703 - 52	Folding seat 5 panel	Grey/White



- Deluxe model, stylish high back folding seat.
- High - impact polymer shell.
- UV treated shell resists deterioration/fading.
- UV resistant fabric by OMNOVA.
- Professionally tailored top-stitched 3 & 5 panel designs.
- Rear storage pocket on back rest.
- Dense laser cut foam cushions.
- Suits standard 7" swivels or titan swivel.
- Secure the seat with 4 x 1/4" or M6 size 1.6" length (40mm) countersunk stainless steel screws (screws not included).



White  
MA 707-10

Beige  
MA 707-13

Blue/White  
MA 707-31

Grey/White  
MA 707-32

Black/Grey  
MA 707-42

Black  
MA 707-43

## SKIPPER DELUXE SEATS



ATLAS NAUTI-LUX  
PREMIUM GRADE FABRIC  
791 g/m<sup>2</sup> - 23.4 oz/yd<sup>2</sup>

SKU	DESCRIPTION	COLOUR
MA 707-10	Skipper Deluxe- Folding Seat	White
MA 707-13	Skipper Deluxe- Folding Seat	Beige
MA 707-31	Skipper Deluxe- Folding Seat	Blue/White
MA 707-32	Skipper Deluxe- Folding Seat	Grey/White
MA 707-42	Skipper Deluxe- Folding Seat	Black/Grey
MA 707-43	Skipper Deluxe- Folding Seat	Black

The Oceansouth premium Skipper Deluxe Folding Boat Seat is designed for durability, comfort and practicality, making it an excellent choice for all boating and fishing adventures.

Constructed from highly durable marine-grade polymer, this seat is built to withstand harsh marine conditions while providing long-lasting support. The thick moulded foam padding on both the seat and backrest ensures superior cushioning, delivering all day comfort on the water.

Upholstered in premium NAUTI-LUX by Atlas marine-grade fabric, the seat is designed to endure sun, salt and spray, while the UV-treated polymer shell enhances durability.

The fold-down design allows for easy storage and space-saving convenience when not in use.

This seat is compatible with all Oceansouth pedestals, most other brand pedestals and standard 7" swivels.

With its combination of premium materials, supportive design, wide range of colours and functional versatility, the Oceansouth Skipper Deluxe Folding Boat Seat is a reliable and stylish addition to any boat, ensuring comfort and durability for every trip.

- Comfortable design.
- Upholstered in hard-wearing yet extremely comfortable NAUTI-LUX premium marine-grade fabric
- Thick moulded foam seat and back padding & foldable design.
- Compatible with all Oceansouth pedestals and 7" swivels.
- Multiple colours & combinations to choose from.



White  
MA 705-10



Grey  
MA 705-11



Blue/White  
MA 705-31



Grey/White  
MA 705-32



Grey/Charcoal  
MA 705-33

## SIROCCO FOLDING SEATS

SKU	DESCRIPTION	COLOUR
MA 705	Sirocco - Shell Seat	Grey
MA 705 -10	Sirocco - Folding Seat	White
MA 705 -11	Sirocco - Folding Seat	Grey
MA 705 -31	Sirocco - Folding Seat	Blue/White
MA 705 -32	Sirocco - Folding Seat	Grey/White
MA 705 -33	Sirocco - Folding Seat	Grey/Charcoal
MA 705 -35	Sirocco - Folding Seat	Charcoal/Grey
MA 705 -36	Sirocco - Folding Seat	Grey/Blue

The Oceansouth sirocco folding seat is a standout in boat seat design, offering a perfect blend of style and comfort.

With its ergonomic construction, this seat elevates your boating experience by providing unparalleled comfort and a modern aesthetic.

The generously cushioned, wider seat and contoured back work together to ensure long hours of comfortable seating, making it ideal for extended outings on the water.



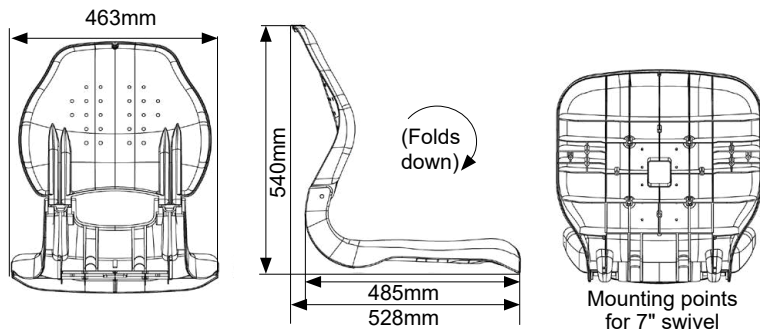
Charcoal/Grey  
MA 705-35



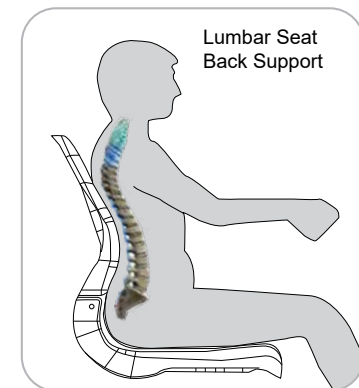
Grey/Blue  
MA 705-36



Grey Shell  
MA 705



- Ergonomically moulded seat frame.
- UV resistant fabric by OMNOVA.
- Contoured dense foam core.
- Positive lock Fold down back.
- Top stitched paneled design.
- Suits standard 7" swivels or Titan Swivel.





White  
MA 704-10

Grey  
MA 704-11

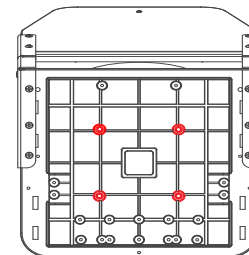
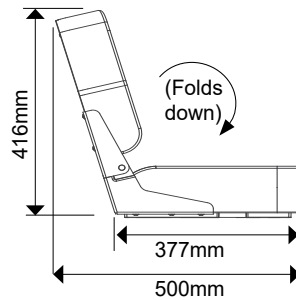
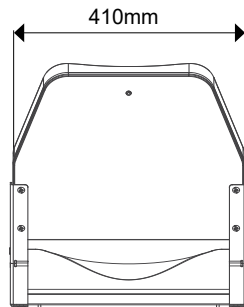
Blue/White  
MA 704-31

Grey/White  
MA 704-32

Charcoal/Grey  
MA 704-33

## DELUXE SEATS

SKU	DESCRIPTION	COLOUR
MA 704 - 10	Deluxe – folding seat	White
MA 704 - 11	Deluxe – folding seat	Grey
MA 704 - 31	Deluxe – folding seat	Blue/White
MA 704 - 32	Deluxe – folding seat	Grey/White
MA 704 - 33	Deluxe – folding seat	Charcoal/Grey



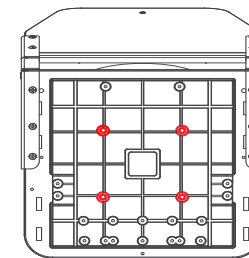
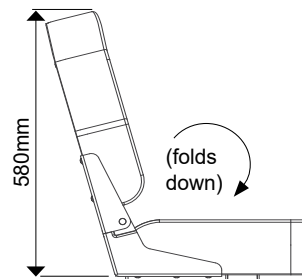
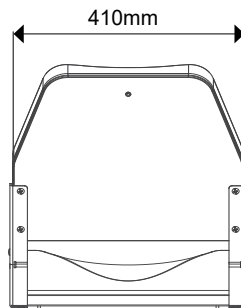
Mounting position  
for 7" swivel

- Comfortable thick moulded foam cushions.
- UV resistant fabric by OMNOVA.
- Large aluminium powder coated hinges.
- Suits standard 7" swivels or Titan Swivel.
- Heavy duty moulded plastic inner frame.



## HIGH BACK DELUXE SEATS

SKU	DESCRIPTION	COLOUR
MA 706 - 10	High Back - Folding Seat	White
MA 706 - 12	High Back - Folding Seat	White/Grey
MA 706 - 31	High Back - Folding Seat	Blue/White
MA 706 - 32	High Back - Folding Seat	Grey/White
MA 706 - 35	High Back - Folding Seat	Charcoal/Grey
MA 706 - 36	High Back - Folding Seat	Grey/Blue



Mounting position for 7" swivel

- Comfortable thick moulded foam cushions.
- UV resistant fabric by OMNOVA.
- Large aluminium powder coated hinges.
- Suits standard 7" swivels or titan swivel.
- Heavy duty moulded plastic inner frame.



Blue/White  
MA 701-31



Grey/Charcoal  
MA 701-33



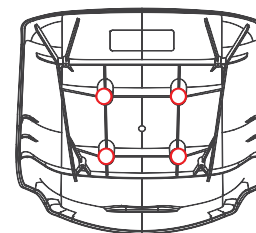
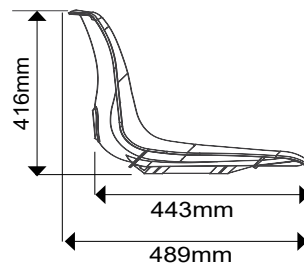
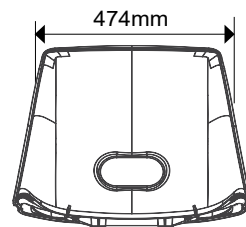
Grey/White  
MA 701-32



Grey  
MA 701

## C SEATS

SKU	DESCRIPTION	COLOUR
MA 701	C-Seat	Grey
MA 701 - 31	C-Seat	Blue/White
MA 701 - 32	C-Seat	Grey/White
MA 701 - 33	C-Seat	Grey/Charcoal



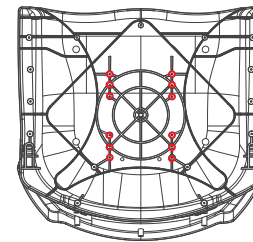
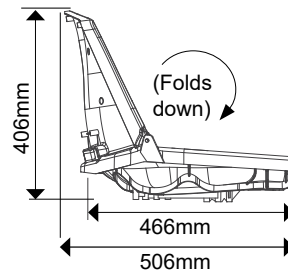
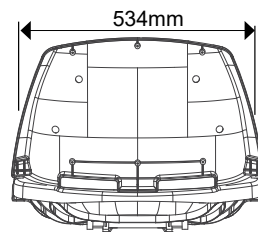
Mounting position  
for 7" swivel

- Comfortable and durable.
- UV treated shell resists deterioration/fading.
- UV resistant fabric by OMNOVA.
- Suits standard 7" swivels or Titan Swivel.
- Available in shell only or 4 colour options.



## FISHERMAN SEATS

SKU	DESCRIPTION	COLOUR
MA 702	Fisherman – folding seat	Grey
MA 702 - 15	Fisherman – folding seat	Camouflage
MA 702 - 21	Fisherman – folding seat	Blue/White
MA 702 - 22	Fisherman – folding seat	Grey/White
MA 702 - 23	Fisherman – folding seat	Grey/Charcoal



Multiple mounting points for 7" swivel

- Comfortable and durable.
- UV treated shell resists deterioration/fading.
- UV resistant fabric by OMNOVA.
- Suits standard 7" swivels or titan swivel.
- Available in shell only or 4 colour options.

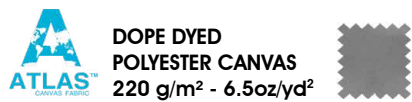


Small  
MA 780-1



Large  
MA 780-2

## SMALL COVER - FOLDING SEAT



DOPE DYED  
POLYESTER CANVAS  
220 g/m<sup>2</sup> - 6.5oz/yd<sup>2</sup>

SKU	DESCRIPTION	SIZE
MA 780 - 1	Small Cover	L 460mm x W 510mm x H 480mm
MA 780 - 2	Large Cover	L 600mm x W 560mm x H 670mm

## LARGE COVER

Easy to fit and an effective solution to protecting your seats from weathering and deterioration. Surround shock cord in hem for a tight fit around bench or pedestal mounted seats.

**Large Cover (MA 780-2) suits:** Helm, bucket and fixed back seat.

**Small Cover (MA 780-1) suits:** Small folding or pedestal seats. Fold away design, covers seat when folded down, secured in place with woven strap (supplied).



# MARINE FURNITURE



## ALUMINIUM DECK CHAIR


The Oceansouth Deck Chair Range offers a lightweight, compact, and durable seating solution for boating and outdoor enthusiasts. Designed for comfort and practicality, these chairs are perfect for use on boats, yachts, by the pool, on the balcony, or even when exploring the outdoors.

SKU	COLOUR
<b>MF001B</b>	Navy Blue
<b>MF001W</b>	White
<b>MF001G</b>	Grey
<b>MF001PB</b>	Pacific Blue
<b>MF001S</b>	Beige
<b>MF001R</b>	Burgundy

Height: 930mm  
Width: 585mm

- Lightweight and compact design.
- Quick-drying fabric.
- Made from anodised aluminium
- Moulded Rubber feet for stability.
- Fully foldable chair for easy storage.

## HIGH BACK ALUMINIUM DECK CHAIR




SKU	COLOUR
<b>MF002B</b>	Navy Blue
<b>MF002W</b>	White
<b>MF002G</b>	Grey
<b>MF002PB</b>	Pacific Blue
<b>MF002S</b>	Beige
<b>MF002R</b>	Burgundy

Height: 1100mm  
Width: 585mm

- Lightweight and compact design.
- Quick-drying fabric.
- Made from anodised aluminium
- Moulded Rubber feet for stability.
- Fully foldable chair for easy storage.



## PREMIUM DECK CHAIR




The Oceansouth Deck Chair Range offers a lightweight, compact, and durable seating solution for boating and outdoor enthusiasts. Designed for comfort and practicality, these chairs are perfect for use on boats, yachts, by the pool, on the balcony, or even when exploring the outdoors.

Height: 860mm  
Width: 540mm

SKU	COLOUR
<b>MF003W</b>	White
<b>MF003G</b>	Grey
<b>MF003S</b>	Beige
<b>MF003B</b>	Navy Blue

- Lightweight and compact design.
- Quick-drying fabric.
- Made from anodised aluminium
- Moulded Rubber feet for stability.
- Fully foldable chair for easy storage.

## LARGE MARINE DECK & DOCK CHAIR



Height: 800mm  
Width: 660mm

SKU	STYLE	COLOUR
<b>MF004W</b>	A	White
<b>MF004G</b>	A	Grey
<b>MF005W</b>	B	White
<b>MF005G</b>	B	Grey

- Lightweight and compact design.
- Quick-drying fabric.
- Made from anodised aluminium
- Moulded Rubber feet for stability.
- Fully foldable chair for easy storage.



MF006-10

MF006-11

MF006-14

## FOLDING DECK TABLES

The Oceansouth Deck Table Range is designed for boating and outdoor enthusiasts who value durability, functionality and style.

With a lightweight and compact design, these tables provide a stable and practical surface for meals, drinks, or gear whether you're on a boat, yacht, by the pool, on the balcony, caravanning or exploring the outdoors.

The tabletop is constructed from marine ply with a melamine finish, offering a durable, weather-resistant, and easy-to-clean surface that withstands the demands of the marine environment.

The strong yet lightweight marine-grade aluminium frame ensures exceptional strength and longevity, making it a reliable choice for any setting.

For added stability and deck protection, the tables are fitted with moulded rubber feet, preventing movement and ensuring surfaces remain free from scratches or marks.

The fully foldable design allows for easy storage and transport, making it an ideal addition to boats, caravans and outdoor spaces where space is at a premium.

SKU	DESCRIPTION
MF006-10	Folding Deck Table (ROUND 61cm) Height 49cm
MF006-11	Folding Deck Table (61cm x 61cm) Height 49cm
MF006-12	Folding Deck Table (88cm x 44cm) Height 61cm
MF006-13	Folding Deck Table (OVAL 88cm x 50cm) Height 61cm
MF006-14	Folding Deck Table (92cm x 60cm) Height 61cm
MF006-15	Folding Deck Table (92cm x 60cm) Height 70cm
MF006-16	Folding Deck Table (120cm x 75cm) Height 56cm
MF006-17	Folding Deck Table (120cm x 75cm) Height 73cm



**BOAT CUSHIONS**



## BOAT CUSHIONS

SKU	LENGTH	WIDTH	COLOUR
<b>MA 720-1</b>	450mm	300mm	Grey or Blue
<b>MA 720-3</b>	450mm	370mm	Grey or Blue

### FOLDABLE CUSHION RANGE

SKU	LENGTH	WIDTH	COLOUR
<b>MA 720-2</b>	1200mm	300mm	Grey or Blue
<b>MA 720-4</b>	1200mm	370mm	Grey or Blue
<b>MA 720-5</b>	1300mm	370mm	Grey or Blue
<b>MA 720-6</b>	1400mm	370mm	Grey or Blue
<b>MA 720-7</b>	1500mm	370mm	Grey or Blue
<b>MA 720-8</b>	1600mm	370mm	Grey or Blue
<b>MA 720-10</b>	450mm	420mm	Grey or Blue
<b>MA 720-11</b>	1600mm	420mm	Grey or Blue
<b>MA 720-12</b>	1700mm	420mm	Grey or Blue
<b>MA 720-9</b>	1800mm	370mm	Grey or Blue
<b>MA 720-13</b>	1800mm	420mm	Grey or Blue

**\*COLOUR SKU REQUIRED WHEN ORDERING e.g MA 720-1B**

Oceansouth hinged type boat cushions are constructed from Atlas marine grade fabrics suitable for the rigours of salt water and high exposure to the sun and UV rays. Resilient thick foam for ultimate comfort .

- Removable when not in use, marine grade (male / female studs).
- Dense 2-1/2" (65mm) thick foam.
- Heavy duty PVC mesh backing (allows water to drain).
- UVR 92 bonded polyester.
- Marine grade #5 derlin zippers.
- UV & weather resistant.
- Colour fastness to light grade 6-7.



## BOAT CUSHIONS PVC WHITE

SKU	LENGTH	WIDTH
MA 720 - 1W	400mm	300mm
MA 720 - 3W	450mm	370mm

### FOLDABLE CUSHION RANGE


SKU	LENGTH	WIDTH
MA 720 - 2W	1200mm	300mm
MA 720 - 4W	1200mm	370mm
MA 720 - 5W	1300mm	370mm
MA 720 - 6W	1400mm	370mm
MA 720 - 7W	1500mm	370mm
MA 720 - 8W	1600mm	370mm
MA 720 - 9W	450mm	420mm
MA 720 - 10W	1600mm	420mm
MA 720 - 11W	1700mm	420mm
MA 720 - 12W	1800mm	370mm
MA 720 - 13W	1800mm	420mm

Oceansouth hinged type boat cushions are constructed from Atlas marine grade fabrics suitable for the rigours of salt water and high exposure to the sun and UV rays. Resilient thick foam for ultimate comfort .

- Removable when not in use, marine grade (male / female studs).
- Dense 2-1/2" (65mm) thick foam.
- Heavy duty PVC fabric & mesh backing (allows water to drain).
- Marine grade #5 derlin zippers.
- UV & weather resistant.
- Colour fastness to light grade 6-7.



## BOAT BENCH CUSHIONS




SKU	LENGTH	WIDTH	COLOUR
<b>MA 700-1</b>	600mm	300mm	Grey or Blue
<b>MA 700-2</b>	600mm	400mm	Grey or Blue
<b>MA 700-3</b>	1200mm	300mm	Grey or Blue
<b>MA 700-4</b>	1200mm	400mm	Grey or Blue
<b>MA 700-5</b>	1500mm	400mm	Grey or Blue

**\*COLOUR SKU REQUIRED WHEN ORDERING e.g MA 700-1B**

- Press stud fittings.
- Removable when not in use.
- Dense 50mm thick foam.
- UV resistant fabric by OMNOVA.



## BOAT BENCH CUSHIONS WITH POCKETS



SKU	LENGTH	WIDTH	COLOUR
<b>MA 710-1</b>	600mm	300mm	Grey or Blue
<b>MA 710-2</b>	600mm	400mm	Grey or Blue
<b>MA 710-3</b>	1200mm	300mm	Grey or Blue
<b>MA 710-4</b>	1200mm	400mm	Grey or Blue
<b>MA 710-5</b>	1500mm	400mm	Grey or Blue

**\*COLOUR SKU REQUIRED WHEN ORDERING e.g MA 710-1B**

- Safe storage pockets for keys/phone
- Can/bottle holder
- Press stud fittings.
- Removable when not in use.
- Dense 50mm thick foam.
- UV resistant fabric by OMNOVA.




Introducing the boat deck pillow, a premium accessory designed to provide comfort and relaxation during your outdoor adventures. This versatile pillow is specifically crafted to meet the unique needs of yacht owners, motorboat enthusiasts and outdoor enthusiasts alike.

In addition to its suitability for yachts, motor boats and sail-boats, the boat deck pillow is a versatile companion for various outdoor activities. Whether you're camping, picnicking, or simply enjoying a day at the beach, this pillow ensures your comfort and relaxation wherever you go. It's portability and lightweight design makes it easy to carry and use in any outdoor setting.

- Constructed with meticulous attention to detail.
- Combines exceptional quality, durability and functionality.
- Features a robust yet lightweight design, making it easy to carry and perfect for storage.
- Built to withstand the demanding marine environment.
- Resistant to UV rays, saltwater and general wear and tear.



ATLAS GOLDEN RANGE  
DOPE DYED POLYESTER CANVAS  
400 g/m<sup>2</sup> - 11.8 oz/yd<sup>2</sup>




SKU	LENGTH	WIDTH
MA 730-1	400mm	400mm
MA 730-2	450mm	450mm
MA 730-3	500mm	500mm

\*COLOUR SKU REQUIRED WHEN ORDERING e.g MA 730-1B



# COOLER CUSHIONS

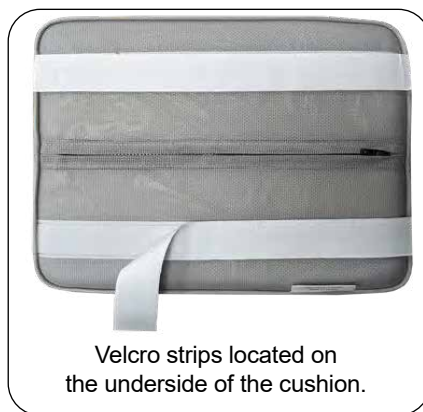


## COOLER/ICE BOX CUSHIONS

- The interior of the cushions features a thick layer of high-density foam which provides excellent cushioning and insulation properties.
- The outer layer is made from a rugged, water-resistant OMNOVA fabric that can withstand outdoor conditions.
- Visually appealing with the choice of either white or grey fabric.
- Resistant to spills and splashes.
- Provide a comfortable and practical seating solution that combines functionality with style.

SKU	LENGTH	WIDTH
MA 740 38-24	380mm	240mm
MA 740 38-31	380mm	310mm
MA 740 45-34	450mm	340mm
MA 740 50-40	500mm	400mm
MA 740 58-40	580mm	400mm
MA 740 68-38	680mm	380mm
MA 740 73-38	730mm	380mm
MA 740 77-41	770mm	410mm
MA 740 90-43	900mm	430mm
MA 740 100-44	1000mm	440mm
MA 740 114-49	1140mm	490mm
MA 740 140-52	1400mm	520mm
MA 740 160-62	1600mm	620mm

**\*COLOUR SKU REQUIRED WHEN ORDERING**



## YETI COOLER CUSHIONS

SKU	YETI COOLER
MA 740 Y6	Yeti 6G
MA 740 Y24	Yeti 24
MA 740 Y35	Yeti 35
MA 740 Y45	Yeti 45
MA 740 Y65	Yeti 65
MA 740 Y75	Yeti 75
MA 740 Y105	Yeti 105
MA 740 Y110	Yeti 110
MA 740 Y125	Yeti 125
MA 740 Y160	Yeti 160
MA 740 Y210	Yeti 210

**\*COLOUR SKU REQUIRED WHEN ORDERING**





**FISHING GEAR**



## SMALL BAIT BOARD

Oceansouth Bait Boards are reinforced with a unique rib core to provide a rigid and stable surface. Easily removed for cleaning and storage.


- Size 460mm x 375mm.
- Rod and rail mount feature adjustable thumbscrew ratchet which allows table to be fastened at the desired angle.
- Extremely strong polypropylene, tough against cuts and UV deterioration.
- 25mm Drain hole.

SKU	DESCRIPTION
<b>MA 104-1</b>	Small Bait Board - Rod Holder Mount
<b>MA 104-2</b>	Small Bait Board - Rail Mount (Suits Ø25mm Rails)
<b>MA 104-3</b>	Small Bait Board - Lock Fast Holder Mount

## LARGE BAIT BOARD

- Size 700mm x 420mm.
- Mounts are adjustable to suit various mounting widths.
- Extremely strong polypropylene, tough against cuts and UV deterioration.
- Two mounting legs for greater stability.

SKU	DESCRIPTION
<b>MA 105-1</b>	Large Bait Board - Rod Holder Mount
<b>MA 105-2</b>	Large Bait Board - Rail Mount (Suits Ø25mm Rails)
<b>MA 105-3</b>	Large Bait Board - Lock Fast Holder Mount
<b>MA 102-1</b>	Single Rod Holder - Pair
<b>MA 102-2</b>	Dual Rod Holder - Pair



Rod holders can be fitted to the sides of the bait boards.

**ALSO SOLD SEPARATELY**



## EXTRA LARGE BAIT BOARD

- Size 850mm x 460mm.
- Mounting width 570mm.
- Extremely strong polypropylene, tough against cuts and UV deterioration.
- Two mounting legs with 'lock fast' fitting for superior stability.
- 25mm drain hole, sink & rod holders.

### OPTIONAL COMPONENTS

**21060-3**  
LOCK-FAST HOLDERS  
For Ø32 mm Tube



SKU	DESCRIPTION
MA 109-1	Lock Fast Gunnel Mount
MA 109-2	Rail Mount (Suits Ø25mm Rails)
MA 109-4	Stainless Steel Handle & Rod Holders



21170



21171



21172



21173



21174



21175

## RECTANGLE 90° ROD HOLDER

- Robust narrow head rod holders, UV stabilized polypropylene.
- Flush mount with bevelled edge, 90 degree angled shaft.
- Moulded rod gimbal in the shaft base.
- Slim line head is ideal for narrow gunwales.

## RECTANGLE 30° ROD HOLDER

- Robust narrow head rod holders, UV stabilized polypropylene.
- Flush mount with bevelled edge, 30 degree angled shaft .
- Moulded rod gimbal in the shaft base.
- Slim line head is ideal for narrow gunwales.


## OVAL 30° ROD HOLDER

- Robust UV stabilized polypropylene rod holder with a large Oval shaped head.
- Flush mount with bevelled edge, 30 degree angled shaft.
- Moulded rod gimbal in the shaft base.

SKU	HEAD SIZE	SHAFT ID	LENGTH	COLOUR
21170	87mm x 58mm	43mm	230mm	Black
21171	87mm x 58mm	43mm	230mm	White

SKU	HEAD SIZE	SHAFT ID	LENGTH	COLOUR
21172	87mm x 63mm	43mm	240mm	Black
21173	87mm x 63mm	43mm	240mm	White

SKU	HEAD SIZE	SHAFT ID	LENGTH	COLOUR
21174	115mm x 90mm	43mm	240mm	Black
21175	115mm x 90mm	43mm	240mm	White



## QUICK LIFT ROD HOLDERS

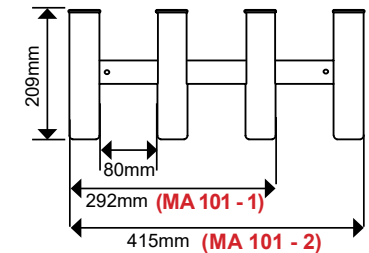
- Tapered spacer for secure fit into 30° rod holder mount.
- Adjustable thumbscrew ratchet allows rod holders to be set at desired angle.
- Holders made from tough glass filled polymer.




SKU	DESCRIPTION
MA 108 - 1	2 in 1 Rod holder mount
MA 108 - 2	2 in 1 Rail mount to suit 25mm railing
MA 107S	3 in 1 Starboard mount
MA 107P	3 in 1 Port mount

## ROD RACKS - STAINLESS STEEL

- Mirror finish 316 stainless steel.
- Solid construction - no moving parts.
- Rounded top and bottom edges.
- Racks can be teamed together to multiply rod storage.
- Convenient side storage of rods.
- External rod holder diameter 42mm.
- Gimble pin rod stop.
- Internal polymer sleeve protects rod handles.



SKU	DESCRIPTION
MA 101-1	Rod Rack of 3
MA 101-2	Rod Rack of 4



Storage bin  
**MA 106-1**



Storage bin with  
drink holder  
**MA 106-2**

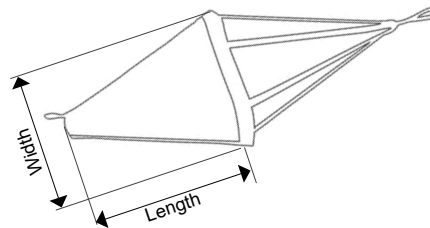


Storage bin with  
integrated bait board  
**MA 106-3**

## SEA ANCHOR DROGUE

Ideal for fishing, our Sea Anchor Drogue is constructed with tough PVC rip-stop fabric, reinforced nylon straps and continuous webbing for added strength

- Tough PVC rip-stop fabric.
- Opening reinforced with 50mm webbing.
- Reinforced construction woven polyester straps.
- Continuous webbing for added strength.
- Slows boat rate of drift.
- Ideal for fishing.



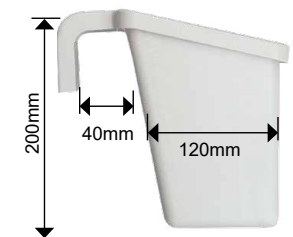
SKU	WIDTH	LENGTH	SUITS BOAT LENGTH
<b>10071</b>	600mm	530mm	15ft
<b>10072</b>	800mm	700mm	20ft
<b>10073</b>	1070mm	1100mm	25ft
<b>10074</b>	1350mm	1400mm	30ft

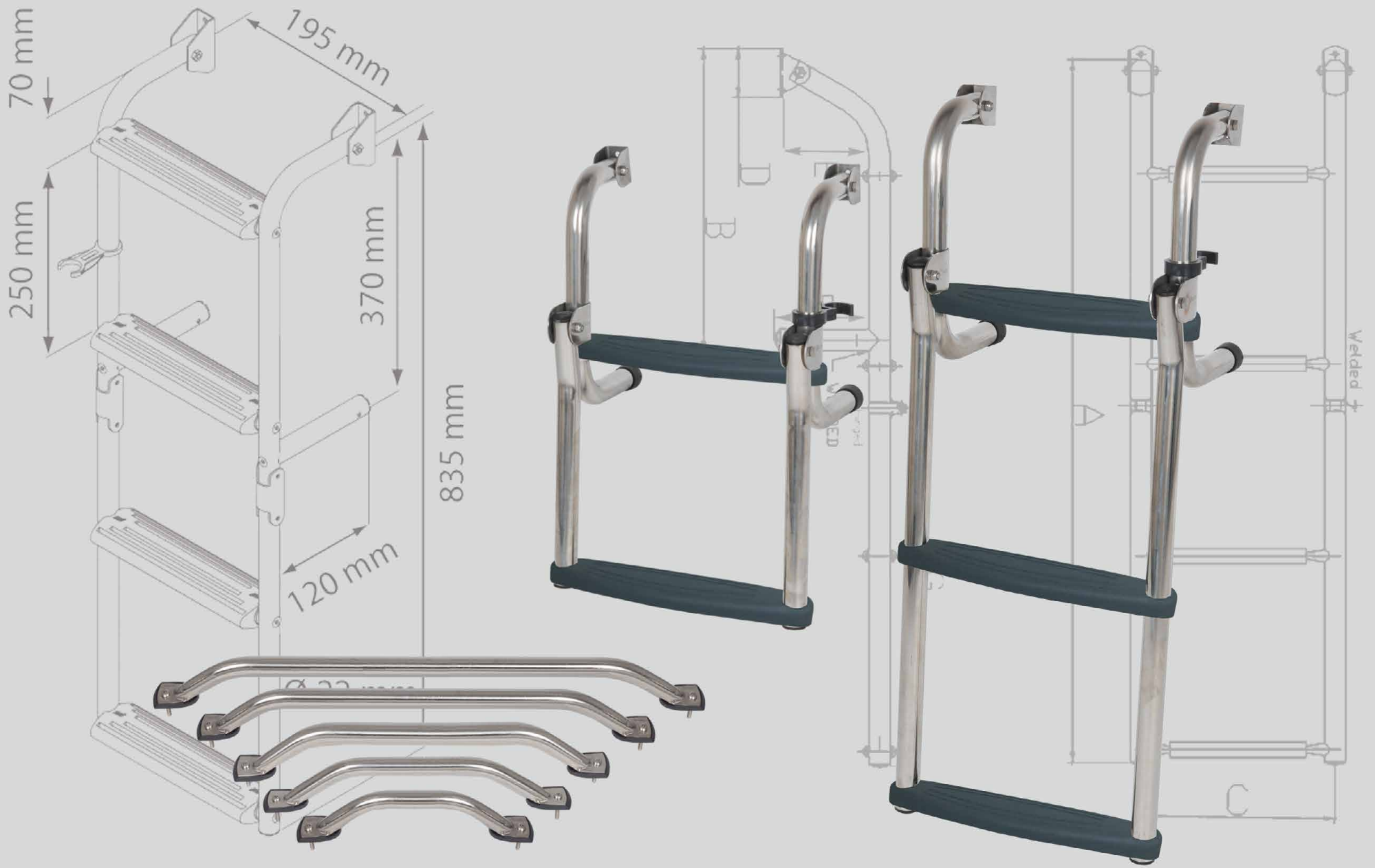
## GUNWALE STORAGE BIN

- Hangs over gunwale.
- Ideal to store small items, bait or tackle.
- Includes holder for cup or can.
- Will fit 40mm wide gunwale.

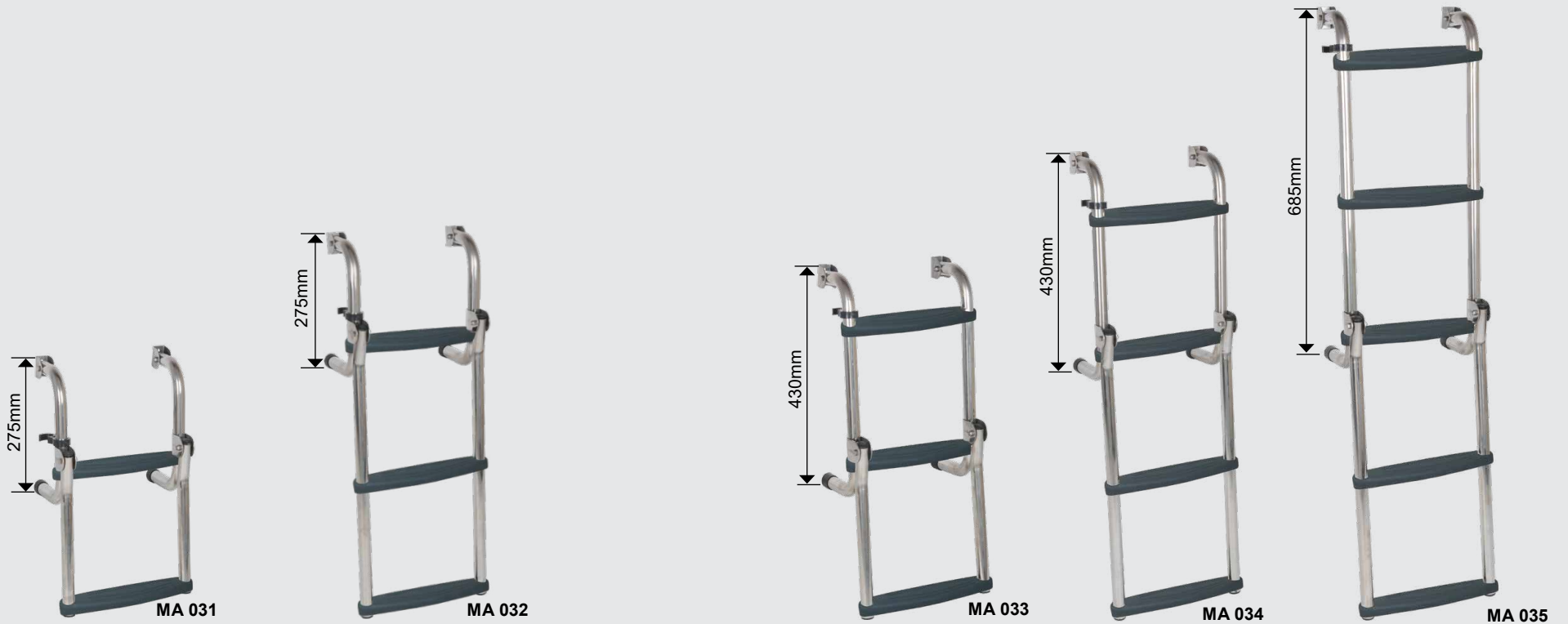


SKU	DESCRIPTION
<b>MA 106-1</b>	Bait & Storage Bin
<b>MA 106-2</b>	Bait, Storage Bin & Drink Holder
<b>MA 106-3</b>	Bait, Storage Bin & Integrated Bait Board



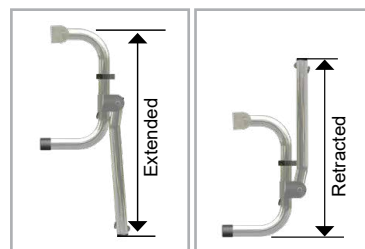


# BOARDING LADDERS & HANDRAILS



## SHORT BASE - BOARDING LADDERS

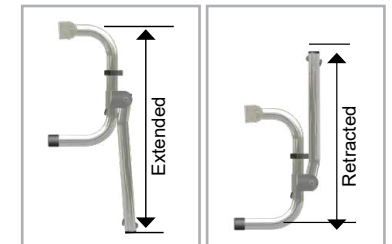
- Step spacings 260mm.
- Ladder width 300mm.
- 316 grade stainless steel fasteners and tube.
- High polish Ø25mm stainless steel.



SKU	STEPS	LENGTH EXTENDED	LENGTH RETRACTED
MA 031	2	485mm	420mm
MA 032	3	745mm	670mm

## LONG BASE - BOARDING LADDERS

- Step spacings 260mm.
- Ladder width 300mm.
- 316 grade stainless steel fasteners and tube.
- High polish Ø25mm stainless steel.




SKU	STEPS	LENGTH EXTENDED	LENGTH RETRACTED
MA 033	3	645mm	470mm
MA 034	4	895mm	670mm
MA 035	5	1150mm	685mm



MA 036



MA 037



MA 011



MA 012

## GUNWALE - BOARDING LADDERS

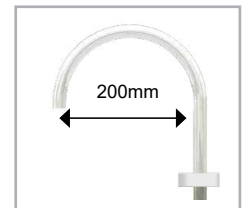
- Step spacings 260mm.
- Ladder width 300mm.
- 316 grade stainless steel fasteners and tube.
- High polish Ø25mm stainless steel.



SKU	STEPS	LENGTH EXTENDED	LENGTH RETRACTED
MA 036	3	920mm	710mm
MA 037	4	1180mm	710mm

## FOLD AWAY - ALUMINIUM LADDERS

- Heavy duty anodised aluminium Ø25mm tubing.
- Rubber - coated gunwale hooks with cushioned tips.
- Hooks and fend off feet fold flat for compact storage.
- Tough white moulded non-slip step.
- Reinforced plastic fend off feet.



SKU	STEPS	LENGTH	WIDTH
MA 011	3	850mm	355mm
MA 012	4	1100mm	355mm



## Ø19mm HANDRAILS


HEIGHT - 67mm

## Ø22mm HANDRAILS

HEIGHT - 67mm

## Ø25mm HANDRAILS

HEIGHT - 70mm



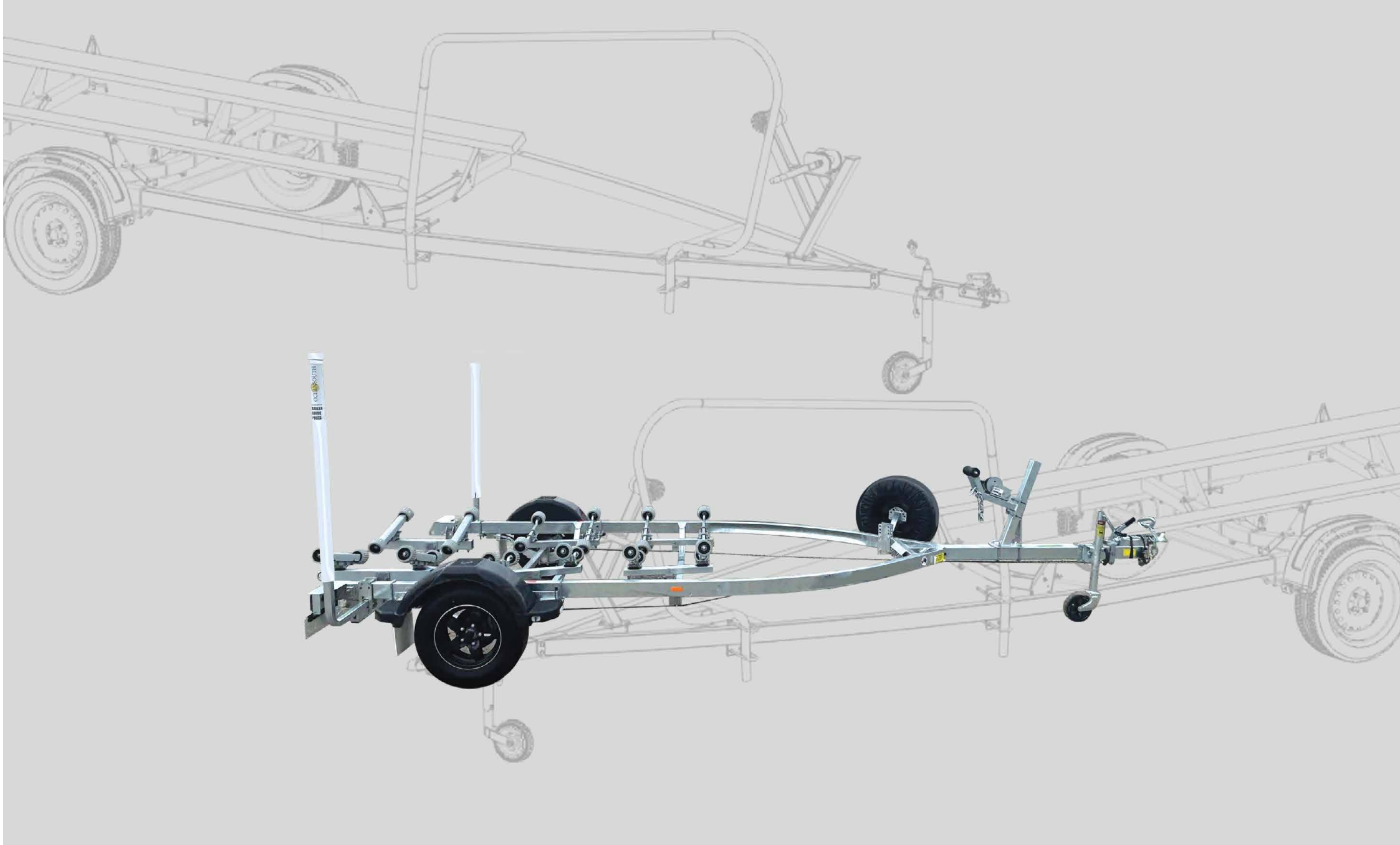
- Stainless steel tube.
- Marine grade nylon base.
- Mounting hardware included.




SKU	CENTRE HOLE DISTANCE	HANDRAIL LENGTH
MA 019-09	305mm	229mm
MA 019-12	383mm	305mm
MA 019-18	532mm	457mm
MA 019-24	684mm	610mm

SKU	CENTRE HOLE DISTANCE	HANDRAIL LENGTH
MA 022-09	305mm	229mm
MA 022-12	383mm	305mm
MA 022-18	532mm	457mm
MA 022-24	684mm	610mm

SKU	CENTRE HOLE DISTANCE	HANDRAIL LENGTH
MA 025-09	325mm	229mm
MA 025-12	383mm	305mm
MA 025-18	532mm	457mm
MA 025-24	684mm	610mm
MA 025-30	809mm	762mm



# TRAILER GUIDE POLES & STONE GUARDS



- 40mm x 40mm fully galvanized square tube
- Ø63mm PVC white protective tube with a Ø3.9mm wall thickness
- Galvanised parts & components
- Can be easily assembled
- No drilling required for assembly
- Available for both rectangular and I-beam trailer frames and a selection of pole heights to choose from
- Included in the kit are the white PVC guide poles for both left and right sides, as well as the full frames, mounting brackets and fasteners

**Enhanced Visibility:**

Designed to simplify the maneuvering of your boat onto the trailer, feature highly visible white PVC upright tubes. These tubes act as a visual aid, facilitating the alignment and centering of your vessel during retrieval, ensuring a smooth and efficient process.

**Versatile Sizing:**

What sets our trailer guide poles apart is their versatility – available in multiple sizes to accommodate a range of boat dimensions and trailer configurations.

This adaptability ensures a customized solution for various vessels, making them an ideal choice for boaters of all experience levels.

**Adaptable to Trailer Styles:**


Our trailer guide poles offer you the choice of two types of mounting kits, suitable for either rectangular tube trailer frames or I-beam style trailer frames.

**Easy Installation:**


Installation is a breeze with our straightforward installation guide, allowing you to spend less time setting up and more time enjoying your boating adventures.

**Please note:** when trailering your boat on public roads, please ensure the Trailer Guide Poles are not extended out past the width of the trailer's wheel arch and/or the width of the boat (whichever is widest) and ensure the PVC tubes are removed from the mounting frame.


The trailer guide pole kit includes both left and right-hand side trailer guide poles and mounting assembly.



I Beam Trailer

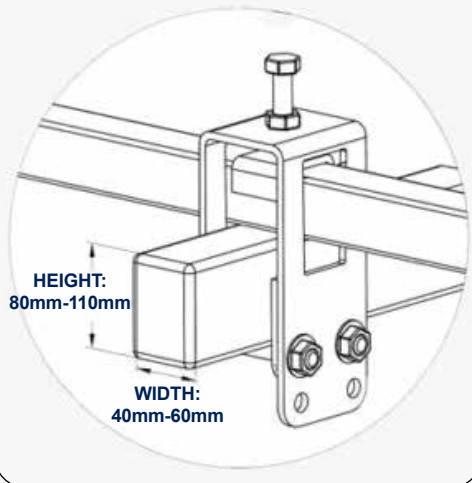


Rectangular Beam Trailer



### GUIDE POLES FOR RECTANGULAR BEAM TRAILER

Can fit beams up to:  
**WIDTH:** 40mm - 60mm  
**HEIGHT:** 80mm - 110mm



### GUIDE POLES FOR I BEAM TRAILER

Can fit any I beam




SKU	WIDTH
<b>MA 310-1A</b>	I Beams Trailer Guide Poles 560mm (22")
<b>MA 310-2A</b>	I-Beams Trailer Guide Poles 1000mm (40")
<b>MA 310-3A</b>	I-Beams Trailer Guide Poles 1520mm (60")
<b>MA 310-4A</b>	I-Beams Trailer Guide Poles 1875mm (75")
<b>MA 310-1B</b>	Rectangular-Beams Trailer Guide Poles 560mm (22")
<b>MA 310-2B</b>	Rectangular-Beams Trailer Guide Poles 1000mm (40")
<b>MA 310-3B</b>	Rectangular-Beams Trailer Guide Poles 1520mm (60")
<b>MA 310-4B</b>	Rectangular-Beams Trailer Guide Poles 1875mm (75")



- Heavy duty PVC mesh with surround 10# marine grade zipper allows easy access to the hull while on the trailer.
- Adjustable Ø25mm stainless steel framework will fit the majority of popular trailers.
- Secured with 8 x stainless steel U-bolts.
- Quality webbing straps.
- A quick hose down is all that's necessary to be ready for the next road trip.
- Can be easily assembled, No drilling required.
- Mounting kit assembly fits both rectangular and I-beam trailer frames.
- The standard mounting pack will accommodate a maximum Ø125mm trailer beam height and Ø80mm beam width.

SKU	WIDTH	HEIGHT
MA 300A-1	1520mm	900mm
MA 300A-2	1870mm	1000mm





**Fixed** Hard anodised Ø25mm alloy shaft.



**Telescopic** Hard anodised Ø30mm alloy shaft & non slip locking mechanism.



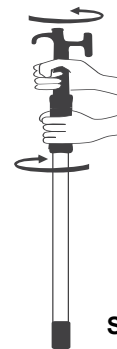
Boat hook head



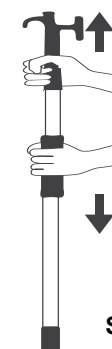
- Rubber hand grips.
- High strength polypropylene hook.
- 'Fend-off' flat top design.
- Double sided hook.

SKU	DESCRIPTION	LENGTH
MA 001	Boat hook head	NA
MA 002	Boat hook fixed	1450mm
MA 003	Boat hook fixed	1800mm
MA 004	Boat hook telescopic	1180-2040mm
MA 005	Boat hook telescopic small	600-1050mm

### Extending the Telescopic Boat Hook



STEP1 -Twist



STEP2 -Lift



STEP3 -Lock

## HEAVY DUTY PADDLES



- Anodised alloy shaft Ø35mm.
- Polypropylene blade.



SKU	LENGTH
PA 125	1200mm
PA 150	1500mm

## STANDARD PADDLE - With T- Handle

- Anodised alloy shaft Ø25mm.
- Polypropylene blade.

SKU	LENGTH
PA 121	1200mm



## TELESCOPIC PADDLES

- Easy twist telescopic locking system.
- Hard anodised alloy shaft.
- Polypropylene blade.

SKU	DESCRIPTION	LENGTH
PA 110	T-Handle Black	575mm - 1200mm (3 part extended)
PA 111	Palm-Grip Black	695mm - 1200mm (2 part extended)
PA 112	T-Handle Orange	575mm - 1075mm (3 part extended)




## ASYMMETRIC KAYAK PADDLE

- Glass fibre reinforced polypropylene blades.
- Drip rings, sealed blades & shaft.
- Hard anodised aluminium shaft Ø29mm.
- Asymmetric slightly spooned blades with 40° offset.
- **NEW** lighter weight 980g



### Split Shaft



3 position Split Shaft  
60° Right / Left / Centre



SKU	COLOUR	LENGTH
PA 185Y	Yellow	2170mm
PA 185W	White	2170mm
PA 185B	Blue	2170mm
PA 185BK	Black	2170mm




### Fixed

SKU	COLOUR	LENGTH
PA 285Y	Yellow	2170mm
PA 285W	White	2170mm
PA 285B	Blue	2170mm
PA 285BK	Black	2170mm

## KAYAK PADDLE - Split Shaft



2 position Split Shaft  
60° Right / Left / Centre




3 position Split Shaft  
60° Right / Left / Centre

- Anodised alloy shaft Ø25mm.
- Drip rings.

SKU	COLOUR	LENGTH
PA 170	Yellow	1800mm
PA 175	Yellow	2170mm

## SPLIT SHAFT OARS FOR INFLATABLE DINGHY



Oar Pin Lock - Sleeve



Split Shaft

- Compatible with standard pin-lock fastening systems.
- 35 mm anodized aluminum tubing
- Blade width x length 165mm X 539mm
- UV polypropylene blades and handles
- Available in two sizes
- Sold as a pair



SKU	LENGTH
PA 100-1A	1360mm
PA 100-2A	1650mm

## TELESCOPIC OARS FOR INFLATABLE DINGHY



PA 100-1C



Oar Pin Lock - Jaw



PA 100-2C


### Featuring New....

- Smooth feathering rowing technique enabled by the new oar lock.
- Telescopic shafts 32 / 29 mm
- Compatible with standard pin-lock fastening systems.
- Compact design when retracted, ideal for Sailing yacht lockers
- UV polypropylene blades and handles
- Available in two sizes
- Sold as a pair



SKU	LENGTH
PA 100-1C	995mm - 1360mm
PA 100-2C	1160mm - 1650mm

## ALUMINIUM OARS - 2 Piece



### OPTIONAL COMPONENTS

**31003**  
**OARLOCK (PAIR)**  
 Suitable for Oars up to  
 Ø44mm Shank Ø12mm



**31002**  
**OARLOCK BASE**  
 Top mount Oarlock base  
 made from marine-grade  
 Nylon. Suits 31001  
 Oarlock With Thumb Screw



**31001**  
**OARLOCK WITH  
 THUMB SCREW**  
 Locks into place  
 using the 31002  
 Oarlock Base




**OARLOCK**  
 12mm  
 (1/4")



- Two piece design for convenient storage.
- Ø35mm x 1.2mm aluminium tube.
- Anodised shafts & UV polypropylene blades.
- Grip handle & oar stops.
- Supplied in pairs.

SKU	DESCRIPTION
PA 300	Oars Aluminium 2 piece with stop 1.80m

## ALUMINIUM OARS with OAR LOCKS - 2 Piece




**Split Shaft**

- Boat oars Ø35mm hard anodised aluminium tube.
- Blade width x length 165mm x 539mm.
- Engineer grade glass filled polypropylene blades.
- UV protected polypropylene grip handles and oar stops.
- Engineer grade nylon oar locks with stainless steel shaft pin.
- Two piece design for convenient storage.
- Supplied in pairs with oar locks.

SKU	DESCRIPTION
PA 310	Oars Aluminium 2 piece with Oar Locks & Stops

## FLAT BLADE OARS with Oar Locks



Split Shaft



OAR LOCKS

SKU	LENGTH
PA 200-1A12	1650mm
PA 200-2A12	1850mm
PA 200-3A12	2000mm
PA 200-4A12	2150mm

## FLAT BLADE OARS with Oar Sleeves



Split Shaft



OAR SLEEVES

SKU	LENGTH
PA 200-1B	1650mm
PA 200-2B	1850mm
PA 200-3B	2000mm
PA 200-4B	2150mm

- Oceansouth 2-piece aluminium split shaft design oars allow for convenient, simple storage.
- Supplied in pairs including oar locks or oar sleeves.
- Made of heavy duty nylon & stainless steel fittings.
- The Ø35mm aluminium tube gives durability & strength.
- The blades and handles are made from UV polypropylene for the best lightweight strength.



**Heavy Duty Blade**

**Option B**



**Oar Stopper**

Only Available  
in Australia

**Option C**



**Oar Stopper**



SKU	LENGTH	OPTIONS
PA 400-1	1.52m	Choose option B or C
PA 400-2	1.65m	Choose option B or C
PA 400-3	1.80m	Choose option B or C
PA 400-4	1.95m	Choose option B or C
PA 400-5	2.10m	Choose option B or C
PA 400-6	2.25m	Choose option B or C

- Sold as a pair.
- Rubberised hand grips and oar stops.
- Robust and durable Ø41mm aluminium powder coated shaft.
- Heavy duty UV polypropylene scull blades.

## Split Shaft



Our 2-piece aluminium oars allow for convenient, simple storage, without sacrificing durability.

**Option A**



**Oar Lock**  
- 12mm (1/4")

**Option B**




**Oar Stopper**  
Only Available in Australia

**Option C**




**Oar Stopper**



SKU	LENGTH	OPTIONS
PA 410-1	1.85m	Choose option A, B or C
PA 410-2	2.00m	Choose option A, B or C
PA 410-3	2.15m	Choose option A, B or C
PA 410-4	2.30m	Choose option A, B or C
PA 410-5	2.45m	Choose option A, B or C
PA 410-6	2.60m	Choose option A, B or C
PA 410-7	2.75m	Choose option A, B or C

- Two piece design for convenient storage.
- Sold as a pair.
- Rubberised hand grips and oar stops.
- Robust and durable.
- Ø41mm aluminium powder coated shaft.
- Heavy duty UV polypropylene scull blades.

# OUTBOARD BACKING PLATE



SKU	LENGTH
100133	Outboard backing plate - 8mm
100134	Outboard backing plate - 15mm

Our outboard backing plates are made from solid, UV resistant polypropylene and are available in both 8mm and 15mm thickness.

- Solid UV resistant polypropylene backing plates for outboard motor mounting.
- Smooth rounded outer edge and tapered shape for a clean professional finish.
- Available in two thickness: 8mm & 15mm.



Horn & Can  
10033



Spare Can  
10032



Horn & Can  
10043



Spare Can  
10042



Small Horn  
10045



Large Horn  
10046

## LARGE SIGNAL HORN

Oceansouth's Acoustic Gas Horn uses ozone-friendly propellant. Powerful 130dB sound output, clearly audible up to 1,500m with even greater range over water. An important part of your craft's safety gear. Also widely used by sporting clubs, schools and industry.

POPULAR INDUSTRIAL USAGE

### Features

- Construction safety signal.
- Fire signal.
- Rail Signal.

## MINI SIGNAL HORN

The Mini Signal Horn emits a powerful 130dB sound, making it the perfect companion for personal safety, outdoor activities and sporting events

### Features

- Small enough to fit into your briefcase bag or backpack.
- An essential item for night time workers, senior citizens, students or anyone concerned for their personal safety.

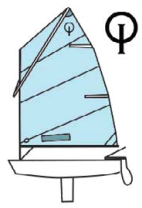
## TRUMPET SAFETY FOG-HORN

- **Manually operated:** simply blow into the mouthpiece to produce a powerful safety blast up to 130dB.
- **No fuel or batteries required:** always ready for use in any situation.
- **Great for sporting events:** perfect for cheering, signalling and crowd control.
- **Versatile safety alert:** ideal as a personal safety device, alerting passers-by, other vessels, safety crews, evacuations and worksite personnel.
- **Lightweight and compact:** designed for portability and easy carrying with the included lanyard.
- **High-visibility design:** available in safety orange for maximum awareness.
- **Available in two length sizes:** choose the right fit for your needs

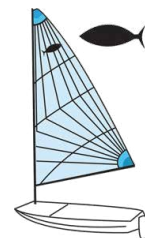
SKU	DESCRIPTION	CAPACITY
10033	Horn and Can	380ml
10032	Spare Can	380ml


SKU	DESCRIPTION	CAPACITY
10043	Horn and Can	380ml
10042	Spare Can	380ml

SKU	DESCRIPTION	LENGTH
10045	Trumpet Safety Fog Horn - Small	120mm
10046	Trumpet Safety Fog Horn - Large	175mm



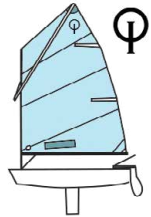
# SAILING DINGHY COVERS





**OPTIMIST**

SKU	COVER TYPE
<b>SA32</b>	Optimist Travel Cover
<b>SA33</b>	Optimist Hull Cover
<b>SA35</b>	Optimist Blade Bag
<b>SA36</b>	Optimist Mast Bag



Optimist Blade Bag

**LASER**

SKU	COVER TYPE
<b>SA42</b>	Laser Travel Cover
<b>SA43</b>	Laser Hull Cover
<b>SA44</b>	Laser Rudder Cover
<b>SA45</b>	Laser Ruddler/Keel Bag
<b>SA46</b>	Laser Mast Cover



**420**

SKU	COVER TYPE
<b>SA01</b>	420 Deck Cover with Mast
<b>SA02</b>	420 Travel Cover
<b>SA03</b>	420 Hull Cover
<b>SA04</b>	420 Rudder Cover



**470**

SKU	COVER TYPE
<b>SA11</b>	470 Deck Cover with Mast
<b>SA12</b>	470 Travel Cover
<b>SA13</b>	470 Hull Cover
<b>SA14</b>	470 Rudder Cover





## FINN

SKU	COVER TYPE
<b>SA21</b>	Finn Deck Cover with Mast
<b>SA22</b>	Finn Travel Cover
<b>SA23</b>	Finn Hull Cover
<b>SA24</b>	Finn Rudder Cover



## 29ER

SKU	COVER TYPE
<b>SA61</b>	29er Deck Cover with Mast
<b>SA62</b>	29er Travel Cover
<b>SA63</b>	29er Hull Cover
<b>SA64</b>	29er Rudder Cover



## 49ER

SKU	COVER TYPE
<b>SA71</b>	49er Deck Cover with Mast
<b>SA72</b>	49er Travel Cover
<b>SA73</b>	49er Hull Cover
<b>SA74</b>	49er Rudder Cover



## BIC

SKU	COVER TYPE
<b>SA52</b>	Bic Travel Cover
<b>SA53</b>	Bic Hull Cover
<b>SA54</b>	Bic Rudder Cover
<b>SA55</b>	Bic Ruddler/Keel Bag





### RS AERO

SKU	COVER TYPE
<b>SA81</b>	Rs Aero Deck Cover with Mast
<b>SA82</b>	Rs Aero Travel Cover
<b>SA83</b>	Rs Aero Hull Cover
<b>SA84</b>	Rs Aero Rudder Cover



### RS QUEST

SKU	COVER TYPE
<b>SA101</b>	Rs Quest Deck Cover with Mast
<b>SA102</b>	Rs Quest Travel Cover
<b>SA103</b>	Rs Quest Hull Cover
<b>SA104</b>	Rs Quest Rudder Cover



### RS 100

SKU	COVER TYPE
<b>SA111</b>	Rs 100 Deck Cover with Mast
<b>SA112</b>	Rs 100 Travel Cover
<b>SA113</b>	Rs 100 Hull Cover
<b>SA114</b>	Rs 100 Rudder Cover



### RS 200

SKU	COVER TYPE
<b>SA131</b>	Rs 200 Deck Cover with Mast
<b>SA132</b>	Rs 200 Travel Cover
<b>SA133</b>	Rs 200 Hull Cover
<b>SA134</b>	Rs 200 Rudder Cover





## TASAR

SKU	COVER TYPE
<b>SA201</b>	Tasar Deck Cover with Mast
<b>SA202</b>	Tasar Travel Cover
<b>SA203</b>	Tasar Hull Cover
<b>SA204</b>	Tasar Rudder Cover



## PACER

SKU	COVER TYPE
<b>SA151</b>	Pacer Deck Cover with Mast



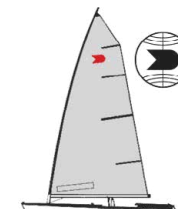
## CADET

SKU	COVER TYPE
<b>SA171</b>	Cadet Deck Cover with Mast



## OK DINGHY


SKU	COVER TYPE
<b>SA231</b>	OK Dinghy Deck Cover with Mast





### IMPULSE

SKU	COVER TYPE
SA211	Impulse Deck Cover with Mast
SA212	Impulse Travel Cover
SA213	Impulse Hull Cover
SA214	Impulse Tiller Cover



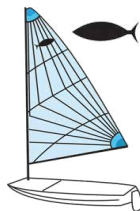
### MIRROR

SKU	COVER TYPE
SA141	Mirror Deck Cover with Mast



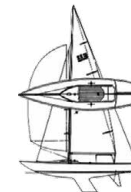
### MINNOW

SKU	COVER TYPE
SA161	Minnow Deck Cover with Mast



### ETCHELLS

SKU	COVER TYPE
SA281	Etchells Deck Cover with Mast
SA282	Etchells Travel Cover
SA283	Etchells Hull Cover
SA284	Etchells Rudder Cover





## YINGLING

SKU	COVER TYPE
<b>SA271</b>	Yngling Deck Cover with Mast
<b>SA272</b>	Yngling Travel Cover
<b>SA273</b>	Yngling Hull Cover
<b>SA274</b>	Yngling Tiller Cover



## J70

SKU	COVER TYPE
<b>SA341</b>	J70 Deck Cover with Mast
<b>SA342</b>	J70 Travel Cover
<b>SA343</b>	J70 Hull Cover
<b>SA344</b>	J70 Tiller Cover



## J24

SKU	COVER TYPE
<b>SA331</b>	J24 Deck Cover with Mast
<b>SA332</b>	J24 Travel Cover
<b>SA333</b>	J24 Hull Cover
<b>SA334</b>	J24 Rudder Cover



## 2.4mR

SKU	COVER TYPE
<b>SA471</b>	2.4mR Cover with Mast
<b>SA472</b>	2.4mR Travel Cover
<b>SA474</b>	2.4mR Rudder Cover





### FLYING DUTCHMAN

SKU	COVER TYPE
<b>SA461</b>	Flying Dutchman Deck Cover with Mast
<b>SA462</b>	Flying Dutchman Travel Cover
<b>SA463</b>	Flying Dutchman Hull Cover
<b>SA464</b>	Flying Dutchman Rudder Cover



### VXONE

SKU	COVER TYPE
<b>SA361</b>	Vxone Deck Cover with Mast
<b>SA362</b>	Vxone Travel Cover
<b>SA363</b>	Vxone Hull Cover
<b>SA364</b>	Vxone Rudder Cover



### WETA

SKU	COVER TYPE
<b>SA381</b>	Weta Deck Cover with Mast
<b>SA382</b>	Weta Travel Cover



### SABRE

SKU	COVER TYPE
<b>SA181</b>	Sabre Deck Cover with Mast
<b>SA182</b>	Sabre Travel Cover
<b>SA183</b>	Sabre Hull Cover
<b>SA184</b>	Sabre Rudder Cover





## RS FEVA



SKU	COVER TYPE
SA121	RS Feva Deck Cover with Mast
SA122	RS Feva Travel Cover
SA123	RS Feva Hull Cover
SA124	RS Feva Rudder Cover

## 505



SKU	COVER TYPE
SA191	505 Deck Cover with Mast
SA192	505 Travel Cover
SA193	505 Hull Cover
SA194	505 Rudder Cover

### SAILBOAT COVERS - FABRIC FEATURES

100% HIGH TECH POLYESTER	FABRIC WIDTH ≈ 1.83 cm	≈ 400 g/m <sup>2</sup>	WATER COLUMN ≥ 150 mbar	LIGHT FASTNESS Note 6-7	WEATHER FASTNESS Note 6-7
TENSILE STRENGTH ≈ 2200 N <sup>1</sup>   1300 N <sup>2</sup>	ELONGATION ≈ 40 % <sup>1</sup>   30 % <sup>2</sup>	WATER REPELLENCY Note 100	OIL/CHLORINE REPELLENCY Note 4	COATING Polyurethan [PU]	UV INDEX UPF 50+

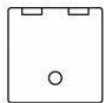
  
**ATLAS**  
 CANVAS FABRICS  
 ATLAS GOLDEN RANGE  
 DOPE DYED  
 POLYESTER CANVAS  
 400 g/m<sup>2</sup> - 11.8 oz/yd<sup>2</sup>

# CUSTOM FLUSH HATCH COVERS

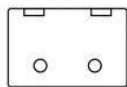
## FOR LEWMAR FLUSH HATCH RANGE



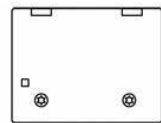
ATLAS GOLDEN RANGE  
DOPE DYED POLYESTER CANVAS  
400 g/m<sup>2</sup> - 11.8 oz/yd<sup>2</sup>



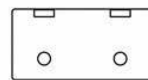
Size 10



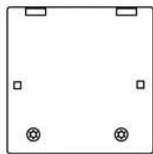
Size 20



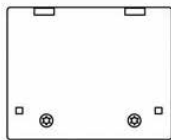
Size 30



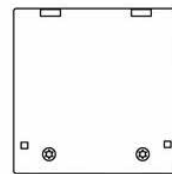
Size 41



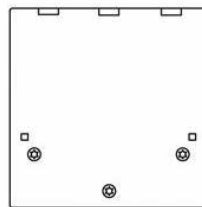
Size 44\*



Size 54\*



Size 60



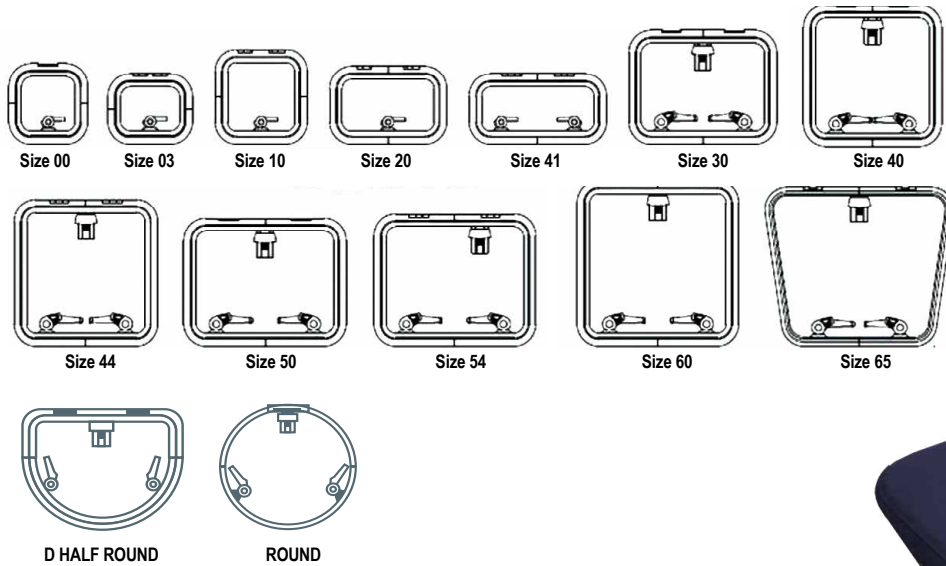
Size 70

SKU	SIZES	WIDTH	LENGTH
MA 410-10	10	330mm	330mm
MA 410-20	20	417mm	272mm
MA 410-30	30	527mm	397mm
MA 410-41	41	491mm	246mm
MA 410-44	44	512mm	512mm
MA 410-54	54	577mm	462mm
MA 410-60	60	577mm	577mm
MA 410-70	70	697mm	697mm

**COLOUR SKU REQUIRED WHEN ORDERING e.g MA 410-10B**

# CUSTOM LOW-MED PROFILE HATCH COVERS

## FOR LEWMAR LOW & MEDIUM PROFILE HATCH RANGE



ATLAS GOLDEN RANGE  
DOPE DYED POLYESTER CANVAS  
400 g/m<sup>2</sup> - 11.8 oz/yd<sup>2</sup>



SKU	SIZE		WIDTH	LENGTH
MA 411-00	00	LOW	281mm	281mm
MA 411-03	03	LOW	301mm	246mm
MA 411-10	10	LOW	330mm	330mm
MA 411-20	20	LOW	417mm	272mm
MA 411-30	30	LOW	527mm	397mm
		MED	528mm	398mm
MA 411-40	40	LOW	491mm	491mm
		MED	492mm	492mm
MA 411-41	41	LOW	491mm	246mm
MA 411-44	44	LOW	512mm	512mm
		MED	513mm	513mm
MA 411-50	50	LOW	577mm	447mm
		MED	578mm	448mm
MA 411-54	54	LOW	577mm	462mm
		MED	578mm	463mm
MA 411-60	60	LOW	577mm	577mm
		MED	578mm	578mm
MA 411-70	70	MED	698mm	698mm
MA 411-77	77	MED	770mm	770mm

COLOUR SKU REQUIRED WHEN ORDERING e.g MA 411-00B

### TRAPEZOID HATCH COVER

SKU	SIZE	W MAX	W MIN	LENGTH
MA 412-65	65	675mm	560mm	560mm
MA 412-20		620mm	520mm	660mm
MA 412-30		700mm	560mm	580mm

COLOUR SKU REQUIRED WHEN ORDERING

### D HALF HATCH COVER

SKU	SIZE	WIDTH	LENGTH
MA 413-51	51	588mm	448mm
MA 413-64	64	600mm	500mm

COLOUR SKU REQUIRED WHEN ORDERING

### ROUND HATCH COVER

SKU	SIZE	DIAMETER
MA 414-10		290mm
MA 414-18	18	490mm
MA 414-22	22	588mm

COLOUR SKU REQUIRED WHEN ORDERING e.g MA 414-10B

# CUSTOM HIGH PROFILE HATCH COVERS

## FOR LEWMAR HIGH PROFILE OCEAN RANGE HATCHES



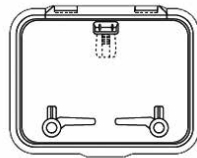
ATLAS GOLDEN RANGE  
DOPE DYED POLYESTER CANVAS  
400 g/m<sup>2</sup> - 11.8 oz/yd<sup>2</sup>



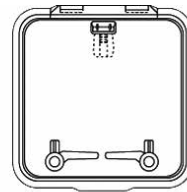
Size 10



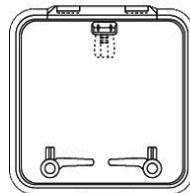
Size 20



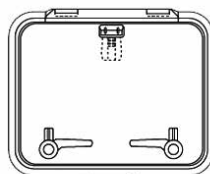
Size 30



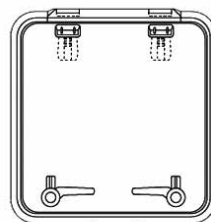
Size 40



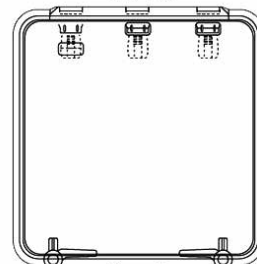
Size 44



Size 50



Size 60



Size 70

SKU	SIZE	WIDTH	LENGTH
MA 415-10	10	324mm	324mm
MA 415-20	20	411mm	266mm
MA 415-30	30	521mm	391mm
MA 415-40	40	485mm	485mm
MA 415-44	44	509mm	509mm
MA 415-50	50	574mm	444mm
MA 415-60	60	574mm	574mm
MA 415-70	70	694mm	694mm

**COLOUR SKU REQUIRED WHEN ORDERING e.g MA 415-10B**



ATLAS GOLDEN RANGE  
DOPE DYED POLYESTER CANVAS  
400 g/m<sup>2</sup> - 11.8 oz/yd<sup>2</sup>



Oceansouth's unique design allows the hatch cover to stay in place when the hatch is opened and remain firmly secured around the hatch when closed.

The hatch covers are manufactured with 100% dope dyed polyester ATLAS canvas fabric to ensure excellent protection and to extend the life of your hatch.

- Surround drawstring, sure - lock toggle.
- Breathable marine canvas reduces condensation build-up and provides excellent UV protection.
- Available for 5 hatch styles, multiple sizes.

CODE	LENGTH	WIDTH	SQUARE
MA 400 - 1	280mm	280mm	
MA 400 - 2	330mm	330mm	
MA 400 - 3	450mm	450mm	
MA 400 - 4	500mm	500mm	
MA 400 - 5	580mm	580mm	
MA 400 - 6	700mm	700mm	
MA 400 - 7	770mm	770mm	
MA 400 - 8	860mm	860mm	

CODE	LENGTH	WIDTH	RECTANGLE
MA 400 - 9	260mm	400mm	
MA 400 - 10	400mm	520mm	
MA 400 - 11	450mm	580mm	

CODE	LENGTH	WIDTH	TRAPEZOID
MA 400 - 12	580mm	620-520mm	
MA 400 - 13	660mm	700-560mm	

CODE	LENGTH	WIDTH	D HALF ROUND
MA 400 - 14	450mm	580mm	
MA 400 - 15	500mm	600mm	

CODE	DIAMETER	ROUND
MA 400 - 16	Ø300mm	
MA 400 - 17	Ø500mm	
MA 400 - 18	Ø600mm	

# WINCH COVERS


ANDERSON		HARKEN		LEWMAR	
WINCH TYPE	SIZE	WINCH TYPE	SIZE	WINCH TYPE	SIZE
28 Electric ST Compact	3	B32.2C 2 Speed	1	24 Two Speed	1
28 Standard	1	B32.2STC 2 Speed	3	30 ST Ocean Two Speed	3
28 Standard ST	3	B40.2C 2 Speed	2	30 Two Speed	1
40 Electric ST Compact	4	B40.2STC 2 Speed	4	40 Electric ST	5
40 Standard	2	B40.2STEC Electric	6	40 ST Ocean Two Speed	4
40 Standard ST	4	B44.2STC 2 Speed	5	40 STOR Racing	4
46 Electric ST	7	B44.2STEC Electric	6	40 Two Speed	2
46 Electric ST Compact	6	B45.2STR Racing 2 Speed	5	44 Electric ST	6
46 Hydraulic ST	6	B46.2STC 2 Speed	6	44 Hydraulic ST	6
46 ST Stainless Steel	6	B46.2STEC Electric	7	44 ST Ocean Two Speed	5
46 Standard	2	B48.2STC 2 Speed	7	44 STOR Racing	5
46 Standard ST	6	B48.2STEC Electric	8	44 STOR Racing - High Speed	6
52 Electric ST	8	B48.2STR Racing 2/3 Speed	7	48 Electric ST	7
52 Electric ST Compact	8	B53.2ST 2 Speed	9	48 Hydraulic ST	7
52 Hydraulic ST	8	B53.2STC 2/3 Speed	8	48 ST Ocean Two Speed	6
52 ST Stainless Steel	7	B53.2STE Electric	9	48 STOR Racing	6
52 Standard ST	7	B53.2STH Hydraulic	9	48 STOR Racing - High Speed	7
58 Electric STE	9	B53.2STR Racing 2 Speed	8	50 Electric ST	9
58 Electric STE Compact D	9	B56.2ST 2 Speed	9	50 Hydraulic ST	9
58 Electric STE Compact U	9	B56.2STE Electric	10	50 ST Ocean Two Speed	8
58 Hydraulic STH	9	B56.2STH Hydraulic	10	50 STOR Racing	8
58 ST Stainless Steel	9	B56.3ST 3 Speed	9	54 Electric ST	9
58 Standard ST	9			54 Hydraulic ST	9
62 Electric STE	9			54 ST Ocean Two Speed	8
62 Electric STE Compact D	9			54 STOR Racing	8
62 Electric STE Compact U	9			58 Electric ST	10
62 Hydraulic STH	9			58 Hydraulic ST	10
62 ST Stainless Steel	9			58 ST Two Speed	9
62 Standard ST	9			58 STOR Racing	9
				62 STOR Racing	9
				64 Electric ST	10
				64 Hydraulic ST	10
				64 ST Two Speed	9



- Simple design allows for quick fitting on/off.
- 25mm elasticised waist hem secures cover firmly around winch.
- Double thickness stitched hem sits neatly around winch base.
- Excellent UV and weather protection.
- Available in grey and blue colours.




ATLAS GOLDEN RANGE  
DOPE DYED POLYESTER CANVAS  
400 g/m<sup>2</sup> - 11.8 oz/yd<sup>2</sup>



SKU	SIZE	HEIGHT	BASE Ø	STANDARD
MA 401 - 1	1	130mm	130mm	
MA 401 - 2	2	145mm	140mm	
MA 401 - 3	3	160mm	145mm	
MA 401 - 4	4	180mm	150mm	
MA 401 - 5	5	200mm	170mm	
MA 401 - 6	6	215mm	190mm	
MA 401 - 7	7	230mm	200mm	
MA 401 - 8	8	250mm	205mm	
MA 401 - 9	9	280mm	270mm	
MA 401 - 10	10	315mm	290mm	

**COLOUR SKU REQUIRED WHEN ORDERING e.g MA 401-1B**



SKU	DESCRIPTION
<b>MA 417-1G</b>	Companionway Mosquito Net

SKU	DESCRIPTION	WIDTH	LENGTH
<b>MA 416-1G</b>	Hatch Mosquito Net	360mm (14")	360mm (14")
<b>MA 416-2G</b>	Hatch Mosquito Net	430mm (17")	300mm (12")
<b>MA 416-3G</b>	Hatch Mosquito Net	530mm (21")	530mm (21")
<b>MA 416-4G</b>	Hatch Mosquito Net	620mm (24")	620mm (24")
<b>MA 416-5G</b>	Hatch Mosquito Net	720mm (28")	720mm (28")

- Effectively keeps mosquitoes, insects and other pests out while allowing fresh air to circulate through your yacht hatch.
- Made from high-quality, lightweight mesh that is resistant to tearing and ensures long-lasting performance.
- Features a lead-lined hem for a secure fit around the hatch cover, ensuring hassle-free setup and removal.
- Easily folds into the included storage bag for convenient onboard use.

# COCKPIT TABLE COVERS



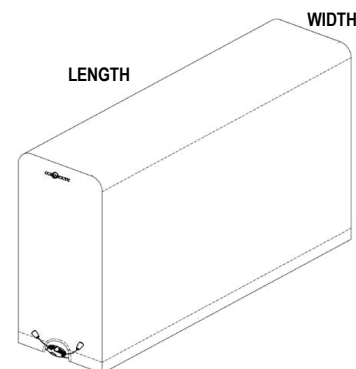
ATLAS GOLDEN RANGE  
DOPE DYED POLYESTER CANVAS  
400 g/m<sup>2</sup> - 11.8 oz/yd<sup>2</sup>



- The inclusion of a shock cord in the hem guarantees a secure and snug fit, preventing the cover from slipping or shifting during adverse weather conditions.

- The breathable marine canvas used in these covers not only defends against UV exposure but also minimizes condensation buildup, maintaining a dry and comfortable environment in your boat's cockpit.

- Designed to uphold the integrity and aesthetics of your cockpit table, these covers are a reliable solution for ensuring a pristine and well-protected boat interior.



SKU	LENGTH	WIDTH	HEIGHT
MA 405 - 1	950mm	300mm	650mm
MA 405 - 2	1050mm	400mm	650mm
MA 405 - 3	1200mm	350mm	650mm
MA 405 - 4	1250mm	450mm	700mm
MA 405 - 5	1350mm	500mm	700mm
MA 405 - 6	1450mm	550mm	700mm
MA 405 - 7	1550mm	550mm	700mm

**COLOUR SKU REQUIRED WHEN ORDERING e.g MA 405-1B**



ATLAS GOLDEN RANGE  
DOPE DYED POLYESTER CANVAS  
400 g/m<sup>2</sup> - 11.8 oz/yd<sup>2</sup>



- The Oceansouth yacht steering wheel covers are the ultimate protection for your boat's steering wheel.
- Provide excellent protection against the elements, keeping your steering wheel safe from UV damage and environmental wear and tear.
- The combination of velcro and zipper fastening ensures a snug and secure fit, preventing the cover from slipping or coming loose during harsh weather conditions.
- The breathable marine canvas used in these covers not only safeguards against UV rays but also reduces condensation build-up, maintaining a dry and comfortable environment in your boat's cockpit.
- These covers are designed to keep your steering wheel looking and performing like new, ensuring that you can navigate your yacht with ease and confidence on every voyage.

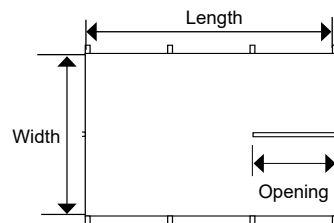
SKU	DIAMETER
MA 403 - 1	Ø610mm (24")
MA 403 - 2	Ø812mm (32")
MA 403 - 3	Ø915mm (36")
MA 403 - 4	Ø1015mm (39")
MA 403 - 5	Ø1115mm (43")
MA 403 - 6	Ø1215mm (48")
MA 403 - 7	Ø1315mm (51")
MA 403 - 8	Ø1415mm (55")
MA 403 - 9	Ø1515mm (59")
MA 403 - 10	Ø1615mm (62")
MA 403 - 11	Ø1715mm (67")

**COLOUR SKU REQUIRED WHEN ORDERING e.g MA 403-1B**



Oceansouth Sailboat Awnings are designed to fit a variety of sailboats. Manufactured with ATLAS 280g/m<sup>2</sup> polyester canvas that has a colour fastness to light, grade 6-7 to provide durable, secure protection from the sun.

- Easily installed across boom.
- Velcro & buckled rear central opening to allow for topping lift.
- Secured with tie downs to mast, back stay and rails.
- Tie downs included.



**DOPE DYED  
POLYESTER CANVAS**  
280 g/m<sup>2</sup> - 8.2oz/yd<sup>2</sup>

SKU	WIDTH	LENGTH	OPENING
MA 402 - 1	2500mm	2400m	850mm
MA 402 - 2	3000mm	3200m	1200mm
MA 402 - 3	3600mm	4200m	1200mm



**OCEANSOUTH AUSTRALIA**

1-3 Urban Street, Braeside,  
Victoria 3195,  
Tel: +61 3 9580 0015  
Fax: +61 3 9580 7844  
sales@oceansouth.com.au

**OCEANSOUTH NEW ZEALAND LTD**

60 Hillside Road, Wairau Valley,  
Auckland 0627,  
Tel: +64 9 5513054  
Fax: +64 9 5513053  
sales@oceansouth.co.nz

**OCEANSOUTH USA INC**

3081 W McNab Road  
Pompano Beach, Florida 33069  
Tel: +1 954 575 8444  
Fax: +1 954 575 8899  
sales@oceansouth.us

**OCEANSOUTH EUROPE GmbH**

Zeppelinstraße 9  
28844 Weyhe, Germany  
Tel: +49-(0)4404-20 900 30  
sales@oceansouth.de

**OCEANSOUTH JIANGSU CO. LTD.**

Creative Industrial Park,  
Taixing, Jiangsu  
China

**OCEANSOUTH CHINA CO. LTD.**

938 Nanfeng Road, Fengcheng,  
Fengxian, Shanghai 201411  
Tel: +86 21 5752 2291  
Fax: +86 21 5752 1753  
info@oceansouth.com

